

**Workforce Investment Board
Executive Committee
1880 W. Wardrobe Ave, Merced, CA 95341
January 5, 2009, 7:30-9:00 a.m.
Meeting Agenda**



<http://www.co.merced.ca.us/wi/wib/wib.html>

1. Call to Order/Roll Call.....
2. Approval of Agenda
3. Approval of November 3, 2008 Minutes
4. Public Opportunity to Speak.....
5. Action Agenda
- a. Limited Funds Policy Update Joanne Presnell
- b. Veterans Priority of Service Policy..... Joanne Presnell
6. Discussion
- a. Workforce Investment Board Membership Brian Cutler
- b. Workforce Investment Board Strategic Scorecard Alfredo Mendoza
7. Reports.....
- a. Youth Council..... Rennise Ferrario
8. Information
- a. Governor's Additional Dislocated Worker Funding..... Jackie Walther-Parnell
- b. CalGRIP for Cities Only..... Alfredo Mendoza
- c. Regional Veterans Grant Update Alfredo Mendoza
- d. Community-Based Job Training Grant 1% Rescission Brian Cutler
- e. Fiscal Reports Jackie Walther-Parnell
- f. Participant Reports Brian Cutler
- g. Workforce Investment Act Quarterly Performance (Jul – Sep)..... Brian Cutler
9. Director Comments.....(5 min)
10. Chair Comments(5 min)
11. Next Meeting – February 2, 2009.....
12. Adjourn

**Workforce Investment Board
Executive Committee
1880 W. Wardrobe Ave
November 3, 2008, 7:30-9:00 a.m.
Meeting Minutes**



<http://www.co.merced.ca.us/wi/wib/wib.html>

Members Present:

Kathleen Crookham	Rennise Ferrario	Albert Montejano (Chair)	Alfonse Peterson
Al Romero	Vann (Mike) Smith		

Members Absent:

Edward Dietz	Steve Newvine
--------------	---------------

Others Present:

Andrea Baker	Brian Cutler	Patricia Hinson	Alfredo Mendoza
Joanne Presnell	Jackie Walther-Parnell		

1. Call to Order/Roll Call: The Chair, Mr. Albert Montejano, called the meeting to order at 7:35 a.m. Roll call was taken.
2. Approval of Agenda: It was *M/S/C Smith/Crookham* to approve the agenda as published.
3. Approval of Minutes: It was *M/S/C Smith/Ferrario* to approve the September 8, 2008 minutes.
4. Public Hearing Regarding Modification 9 to Five-Year Plan: The Chair noted modification 9 to the Five-Year Plan was posted for comments, which were due October 28, 2008. The Chair asked if there was anyone present who would like to comment on the Plan. No comments were made.
5. Public Opportunity to Speak: None
6. Action Agenda:
 - a. One-Stop Certification – Prospector Award: It was *M/S/C Peterson/Ferrario* to approve a 3-year certification of the Merced and Los Banos Worknet Employment Resource Centers for meeting the criteria of the Prospector Award under the scrutiny of the California Awards for Performance Excellence.
 - b. Incentive Funds Disposition: It was *M/S/C Crookham/Smith* to approve that the Executive Committee consider the following disposition of Incentive Funds;
 - Ed Morrison Consultation, which would cost approximately \$4,000.00
 - Youth Community Violence Intervention and Prevention for \$1,000.00
 - The remainder of the incentive fund (\$7,646.00) would be allocated toward supportive services for LVN and RNs as needed.
 - c. Modification 9 to Five-Year Plan: It was *M/S/C Romero/ Peterson* to approve Modification 9 to the Five-Year Strategic Plan.
 - d. Youth Contract Funding Levels for PY 09/10: It was *M/S/C Smith/Ferrario* to approve the Youth Council’s recommendation to fund the Youth programs at a 50/50 funding level beginning with the 2009/10 program year, and forward recommendation to the Workforce Investment Board (WIB) for approval.
 - e. Younger Youth Contract Amendment: It was *M/S/C Smith/Peterson* to approve the Youth Council’s recommendation of adding \$98,016 of carryover funds to the 2008/09 Younger Youth Contract (No. 2008148) and forward recommendation to the WIB for approval.

f. Older Youth Contract Amendment: It was *M/S/C Peterson/Smith* to approve the Youth Council's recommendation of adding \$98,016 of carryover funds to the 2008/09 Out-of-School Youth Contract (No. 2008149), and forward recommendation to the WIB for approval.

g. Assembly Bill 1234 – Workforce Investment Board Policy: It was *M/S/C Romero/Peterson* to approve WIB Policy for WIB Member Reimbursements per Employment Development Department Bulletin No. WIAB06-44.

7. Discussion:

a. Workforce Investment Board Strategic Scorecard: Staff noted the WIB Strategic Scorecard helps WIB members manage the accomplishment of the WIB's efforts. Staff shared some success stories regarding students enrolled in the Empower and Youth Opportunity Programs.

Ms. Andrea Baker noted the Department of Workforce Investment in conjunction with Madera and Stanislaus Workforce Departments and three regional community colleges received a Federal Assistance Grant in support of the San Joaquin Valley Regional Nurse Collaboration project. This grant is an initiative to increase the capacity of local nursing programs to address the shortage of qualified nurses. Staff is working with each entity to ensure the compliance of the grant requirements.

8. Reports:

a. Youth Council Report: The Youth Council is in the process of selecting individuals to attend the Youth Conference in January 2009.

b. Economic Development Ad Hoc Committee: No report.

9. Information:

a. Technology-Based Learning – Cardoza's Letter of Support

b. Letter to Congresswoman Pelosi

c. The Connectory Article

d. Regional Veterans Grant Proposal

e. Participant Reports: Staff noted the Participant Report is developed in conjunction with the Strategic Plan. The report reflects the number of participants enrolled and exited (and how they entered and exited the program) within specific grant codes. Each year a modification to the Workforce Investment Board 5-Year Strategic Plan is submitted with projected participant numbers.

f. Customer Service and Satisfaction Report August 08

g. Local Workforce Investment Board Recertification: Staff noted the Merced County WIB applies for recertification with the State every two years. The WIB needs more representation in Labor and Economic Development.

h. Fiscal reports

i. Workforce Investment Board Retreat: Ms. Baker noted Ms. Virginia Hamilton from the California Workforce Association will facilitate the WIB Retreat, which will immediately follow the WIB meeting. Ms. Hamilton will give a brief overview of what's going on in the State and in Washington with the new administration, then some of the activities will include review of where the WIB is and where the WIB wants to go, an agenda will be provided with the WIB package.

10. Director Comments: Ms. Baker noted the 2008 Merced County Employment Study is available. All WIB members will receive a copy at the WIB meeting. There is one report for all 8 Workforce Investment Areas.

The report data is also available at www.CareersintheValley.com. A presentation to the WIB detailing careersinthevalley.com will be provided at a future meeting.

Ms. Baker also noted the Department is looking at different options to save money due to the State budget reduction and changes to the WtW contract with Human Services Agency. One option is to consolidate space. Ms. Baker will keep members updated regarding the changes.

11. Chair Comments: The Chair was happy to hear the One-Stop was recertified for 3 more years. He thanked Ms. Joanne Presnell and staff for their hard work with the recertification process. He also thanked everyone for attending the meeting, and looks forward to seeing everyone at the WIB Retreat. He wished everyone a Happy Thanksgiving.

12. Next Meeting: December 1, 2008, Dept of Workforce Investment, Large Conference Room, 1880 W. Wardrobe Ave.

13. Adjourn: The meeting adjourned at 9:30 a.m.

TO: Workforce Investment Board

DATE: 1/05/09

FROM: WIB Staff

For Action

For Information

For Discussion

SUBJECT: Limited Funds Policy for Adult Employment and Training Services

PROPOSED MOTION(S): Recommend to the Workforce Investment Board (WIB) that exceptions under the Limited Funds Policy include the demand-driven industry sectors adopted by the WIB remove basic Police Academy Training programs and Veterans Information.

DISCUSSION: On January 10, 2008, the WIB voted to reinstate the Limited Funds Policy for Adult Employment and Training Services. Current exceptions under the policy include candidates in the Licensed Vocational Nursing, Registered Nursing and basic Police Academy Training programs. The Veterans information will be captured in a separate WIB policy.

This modification to the Limited Funds policy will reinforce the WIB's alignment to a demand-driven workforce system as part of the overall strategy delineated in the Central California Workforce Collaborative. The industry sectors excluded in the Limited Funds Policy shall encompass the following: (1) Agribusiness, including Food Processing, Agricultural Technology and Biotechnology; (2) Manufacturing; (3) Supply Chain Management and Logistics; (4) Health and Medical Care; and (5) Renewable Energy.

As the budget allows, a limited number of candidates will be chosen for intensive and training services. In a situation when there are two equally qualified candidates, priority shall be given to low-income individuals.

Priority is explained in detail under WIA Section 134 (d)(4)(E), Priority. In the event that funds allocated to a local area for adult employment and training activities under paragraph (2)(A) or (3) of section 133(b) are limited, priority shall be given to recipients of public assistance and other low-income individuals for intensive services and training services. The appropriate local board and the Governor shall direct the One-Stop operators in the local area with regard to making determinations related to such priority.

The Regulation – Subpart F – Priority and Special Populations 663.600:

(a) WIA states, in section 134(d)(4)(E), that in the event that funds allocated to a local area for adult employment and training activities are limited, priority for intensive and training services funded with Title I adult funds must be given to recipients of public assistance and other low-income individuals in the local area.

(b) Since funding is generally limited, States and local areas must establish criteria by which local areas can determine the availability of funds and the process by which any priority will be applied under WIA section 134(d)(2)(E). Such criteria may include the availability of other funds for providing employment and training-related services in the local area, the needs of the specific groups within the local area, and other appropriate factors.

(c) States and local areas must give priority for adult intensive and training services to recipients of public assistance and other low-income individuals, unless the local area has determined that funds are not limited under the criteria established under paragraph (b) of this section.

(d) The process for determining whether to apply the priority established under paragraph (b) of this section does not necessarily mean that only the recipients of public assistance and other low-income individuals may receive WIA adult funded intensive and training services when funds are determined to be limited in a local area.

The local Board and the Governor may establish a process that gives priority for services to the recipients of public assistance and other low-income individuals, and that also serves other individuals meeting eligibility requirements.

Definitions:

Low-Income Individuals – an individual who

- (A) receives, or is a member of a family that receives, cash payments under a Federal, State, or local income-based public assistance program**
- (B) received an income, or is a member of a family that received a total family income for the 6-month period prior to application for the program involved (exclusive of unemployment compensation, child support payments, payments described in subparagraph (A), and old-age and survivors insurance benefits received under section 202 of the Social Security Act (42 USC 402) that, in relation to family size, does not exceed the higher of:
 - (i) the poverty line, for an equivalent period, or**
 - (ii) 70 percent of the lower living standard income level, for an equivalent period****
- (C) is a member of a household that receives (or has been determined within the 6 month period prior to application for the program involved to be eligible to receive) food stamps pursuant to the Food Stamp Act of 1977 (7 USC 2011 et seq.)**
- (D) qualifies as a homeless individual, as defined in subsections (a) and (c) of section 103 of the Stewart B. McKinney Homeless Assistance (42 USC 11302)**
- (E) is a foster child on behalf of whom State or local government payments are made, or**
- (F) in cases permitted by regulations promulgated by the Secretary of Labor, is an individual with disability whose own income meets the requirements of a program described in subparagraph (A) or of subparagraph (B), but who is a member of a family whose income does not meet such requirements.**

Public Assistance – Federal, State, or local government cash payments for which eligibility is determined by a needs or income test.

Other persons meeting eligibility requirements:

Foster Children

ATTACHMENTS:

Limited Fund Policy



**DEPARTMENT OF
WORKFORCE INVESTMENT**

**Policy
For**

Limited Funds

Andrea T. Baker
Director

Joanne Presnell
Assistant Director

1880 Wardrobe Avenue
Merced, CA 95341-6407
(209) 724-2000
(209) 725-3592 Fax
www.co.merced.ca.us/wi

Equal Opportunity Employer

Policy: In accordance with Section 134 (d)(4)(E) of the Workforce Investment Act of 1998, the local Workforce Investment Board (WIB) determined that adult employment and training funds are limited; therefore, priority for intensive and training services shall be given to low-income individuals and veterans. Exceptions include candidates in the following WIB-adopted industry sectors:

- Health and Medical Care to include Licensed Vocational Nursing and Registered Nursing;
- Manufacturing;
- Agribusiness, including Food Processing, Agricultural Technology and Biotechnology;
- Supply Chain Management and Logistics; and
- Renewable Energy.

Responsible Official: Assistant Director

Revised/Reviewed: TBD



DEPARTMENT OF
WORKFORCE INVESTMENT

Policy
For

Limited Funds

Andrea T. Baker
Director

Joanne Presnell
Assistant Director

1880 W. Wardrobe Avenue
Merced, CA 95341-6407
(209) 724-2000
(209) 725-3592 Fax
www.co.merced.ca.us/wi

Equal Opportunity Employer

Policy: In accordance with Section 134 (d)(4)(E) of the Workforce Investment Act of 1998, the local Workforce Investment Board (WIB) determined adult employment and training funds are limited, therefore priority for intensive and training services shall be given to low-income individuals. Exceptions include candidates in the following WIB adopted industry sectors:

Deleted: and veterans

- Health and Medical Care to include Licensed Vocational Nursing and Registered Nursing;
- Manufacturing;
- Agribusiness, including Food Processing, Agricultural Technology, and Biotechnology;
- Supply Chain Management and Logistics;
- Renewable Energy.

Deleted: Exceptions to the ITA's such as LVN, RN and POST programs will be available to qualifying adults.

Responsible Official: Assistant Director
Revised/Reviewed: March 18, 2005

Deleted: Special Projects Manager

STRIVING FOR EXCELLENCE

TO: Workforce Investment Board

DATE: 1/05/09

FROM: WIB Staff

For Action

For Information

For Discussion

SUBJECT: Veterans Priority of Service Policy

PROPOSED MOTION(S): Approve the Veterans Priority of Service Policy and send to the Workforce Investment Board for ratification.

DISCUSSION: Section 4215 of Public Law 107-288, 2002, known as the Jobs for Veterans Act, creates a priority of service for veterans (and some spouses) "who otherwise meet the eligibility requirements for participation" in Dept of Labor training programs.

Per the Employment & Training Administration (ETA) Training and Employment Guidance Letter (TEGL) 5-03, local areas are required to ensure that all eligible veteran workers are given priority over eligible nonveterans for all available services. The Workforce Investment Board (WIB) has previously issued policy that implements statutory provisions requiring priority of service for intensive and training services to low income and public assistance individuals. Thus, program eligible veterans shall be provided priority over eligible nonveterans for all available services.

ATTACHMENTS:

Veterans Priority of Service Policy



**DEPARTMENT OF
WORKFORCE INVESTMENT**

**Policy
For**

**Priority of Services to
Veterans**

Andrea T. Baker
Director

Joanne Presnell
Assistant Director

1880 Wardrobe Avenue
Merced, CA 95341-6407
(209) 724-2000
(209) 725-3592 Fax
www.co.merced.ca.us/wi

Equal Opportunity Employer

Policy: Section 4215 of Public Law 107-288, 2002, known as the Jobs for Veterans Act, creates a priority of service for veterans (and some spouses) "who otherwise meet the eligibility requirements for participation" in Dept of Labor training programs. Per the Employment & Training Administration (ETA) Training and Employment Guidance Letter (TEGL) 5-03, local areas are required to ensure that all eligible veteran workers are given priority over eligible nonveterans for all available services. The Merced Workforce Investment Board (WIB) has previously issued policy that implements statutory provisions requiring priority of service for intensive and training services to low income and public assistance individuals. Thus, program eligible veterans shall be provided priority over eligible nonveterans for all available services.

Under the Jobs for Veterans Act, "covered person" is defined as:

- A veteran (is an individual who served in the active military, naval, or air service, and who was discharged or released from such service under conditions other than dishonorable, which may include National Guard or Reserve personnel.), or
- The spouse of any of the following individuals:
- Any veteran who died of a service-connected disability;
- Any member of the Armed Forces serving on active duty who, at the time of application for assistance under this section, is listed, pursuant to section 556 of title 38 and regulations issued thereunder, by the Secretary concerned in one or more of the following categories and has been so listed for a total of more than 90 days:
 - missing in action,
 - captured in line of duty by a hostile force, or
 - forcibly detained or interned in line of duty by a foreign government or power;
- Any veteran who has a total disability resulting from a service-connected disability; or
- Any veteran who died while a disability so evaluated was in existence.
- A Military Spouse is an individual who is married to an active duty service member including National Guard or Reserve personnel on active duty.

Eligibility for the WIA Title I Youth program is not affected by the veterans' priority.

Responsible Official: Assistant Director

Revised/Reviewed: TBD

TO: Executive Committee

DATE: 01/05/09

FROM: WIB Staff

For Action

For Information

For Discussion

SUBJECT: Recruitment of Private Sector Workforce Investment Board (WIB) Members

PROPOSED MOTION(S): For discussion only.

DISCUSSION: Section 117 of the Workforce Investment Act of 1998 states that a majority of the members of the local board shall be representatives of business in the local area who:

- **are owners of businesses, chief executives or operating officers of businesses, and other business executives or employers with optimum policy-making or hiring authority;**
- **represent businesses with employment opportunities that reflect the employment opportunities of the local area; and**
- **are appointed from among individuals nominated by local business organizations and business trade associations.**

Currently our WIB business sector membership is at 53.6% (15/28). If one business sector member leaves the WIB, the WIB will be below the required majority. The Chair has asked that a discussion take place to determine the best method to recruit new business sector membership.

ATTACHMENT(S): N/A

TO: Executive Committee

DATE: 01/05/09

FROM: WIB Staff

For Action

For Information

For Discussion

SUBJECT: Workforce Investment Board (WIB) Strategic Scorecard

PROPOSED MOTION(S): Review and discuss applicable Measure/Indicators from the WIB Strategic Scorecard.

DISCUSSION: The WIB's Strategic Scorecard is to be used to manage the attainment of the WIB's efforts. The Scorecard is divided into four Measurement Categories: 1) Customer Perspective, 2) Internal Operations/Organizational Effectiveness, 3) Financial/Market Perspective, and 4) Learning & Innovation.

The areas that require discussion/review:

Customer Perspective

1.a. In October 2008, focus groups were held with 15 area employers from Los Baños and Merced. The areas of concern shared by employers included the following:

- **Basic Skills (basic math, applied and "shop" math, basic reading and writing);**
- **Basic Computer Literacy;**
- **Communication Skills;**
- **Problem Solving; and**
- **Critical Thinking and Troubleshooting Ability.**

Additionally, employers shared that higher end technical skills are needed, and pointed to the following as important skills:

- **Mechanical;**
- **Hydraulics;**
- **Pneumatics; and**
- **Electrical skills.**

Employers also emphasized needing Programmable Logic Controller (PLC) programmers (within the discipline of Mechatronics) and individuals with knowledge of the National Electrical Code (NEC).

Employers would like to see increased communication with community colleges, vocational and training educators in order to build academic levels to meet current demands and help prepare the next generation of workers.

2.a. See Customer Service and Satisfaction Report for All Locations

Internal Operations/Organizational Effectiveness

1.a. Merced County Population (2006 estimates)

Demographics	County Population	Currently Serving
Hispanic	52.2 %	57.90 %
White	35.7 %	26.20 %
Asian	6.5 %	11.80 %
African American	4.1 %	5.80 %
American Indian	1.5 %	1.20 %

Information retrieved from <http://quickfacts.census.gov/qfd/states/06/06047.html>.

1.b. <u>Contract</u>	<u>Date Monitored</u>	<u>Result</u>
San Joaquin Manufacturing	12/08	No Findings
Youth Programs State Monitoring	12/08	Pending
DOL Community-Based LVN	12/08	Pending
CalGRIP Monitoring (In-House)	11/08	1 Concern

Financial/Market Perspective

1. *See Financial Report*

ATTACHMENT(S):

Strategic Scorecard

Customer Service & Satisfaction Report

MERCED COUNTY WORKFORCE INVESTMENT BOARD STRATEGIC SCORECARD

WIB GOALS

- Goal 1:** Clarified roles & responsibilities & improved communication in economic development.
- Goal 2:** Increased private sector involvement & ownership of the WIB.
- Goal 3:** Increased visibility with clear, consistent message focused on business.
- Goal 4:** More diverse resources & efficiency / effectiveness measures.
- Goal 5:** Identify & deliver services needed by business.
- Goal 6:** Implement one additional industry cluster.
- Goal 7:** Increased support for K-12 improvement.

Measurement Category: Customer Perspective

Measure/Indicator	Metrics	Method	How Often Review	Responsible WIB Committee
1. Business Customer Satisfaction <ul style="list-style-type: none"> a. Employer Needs Are Being Met b. Are the Right Industries Targeted <ul style="list-style-type: none"> • Economic Development Targeted Industries • Growth Industries 	80% Satisfaction Rate & Increase in the # of Employers using Worknet Services Compare targets and adjust industry focus, if necessary	Face to face 10 Question Survey of 30 Employers Review LMI (Growth Industries & Early Warning Data)	Annually (July) Annually (July)	Exec Exec
2. Job Seeker Customer Satisfaction <ul style="list-style-type: none"> a. Job Seeker Needs Are Being Met b. Input from Customers Is Used To Improve Services 	90% Rating to meet or exceed	Customer Satisfaction Surveys One Stop Management	Biannually (Jan/July) Biannually (Jan/July)	Exec Exec
3. Workforce Development Advocacy/Awareness	# Of Face to Face Meetings # Of Written	Meetings with Legislators	Annually (April)	Exec

MERCED COUNTY WORKFORCE INVESTMENT BOARD STRATEGIC SCORECARD

	<p>Communications</p> <p>Voting record of Legislators</p> <p>Positive impact to Support Local Control</p> <p>Stable or increased WIA Funding</p>	<p>Written Communication with Legislators (requesting a response)</p> <p>Invitations to WIB Meetings</p> <p>Invitations to Worknet, i.e., for a tour, Chamber Mixer, etc.</p>		
--	--	---	--	--



Measurement Category: Internal Operations/Organizational Effectiveness

Measure/Indicator	Metrics	Method	How Often Review	Responsible WIB Committee
<p>1. Program Accountability:</p> <p>a. Plan vs. Actual Participant Activity</p> <p>Numbers</p> <p>Merced County Population Demographics</p> <ul style="list-style-type: none"> • White – 40.6% • Hispanic – 45.3% • Asian – 6.8% • African Amer – 3.8% • Amer Indian – 1.2% • Others – 2.3% <ul style="list-style-type: none"> • Performance Measures <p>b. Report Results:</p> <ul style="list-style-type: none"> • Audits 	<p>Planned vs. Actual</p> <p>Participants vs. Merced Co. Demographics</p> <p>Attain 80% level on Goals</p> <p>Zero Findings</p>	<p>Participant Reports</p> <p>Participant Reports</p> <p>Performance Reports</p> <p>Single Audit</p>	<p>Quarterly (Oct/Jan/Apr/Jul)</p> <p>Biannually (Jul/Jan)</p> <p>Quarterly (Nov/Feb/May/Oct)</p> <p>Annually (May)</p>	<p>Exec</p> <p>Exec</p> <p>Exec</p> <p>Exec</p>



MERCED COUNTY WORKFORCE INVESTMENT BOARD STRATEGIC SCORECARD

<ul style="list-style-type: none"> Monitoring Youth Quarterly Program Reports <ul style="list-style-type: none"> Out-of-School Youth Younger Youth c. Resources are Allocated Appropriately: <ul style="list-style-type: none"> The Selected Industry Cluster and Occupations Within The Cluster Are Being Supported Quality Controls Productivity 	<p>Acceptable Progress</p> <p>Acceptable Progress</p> <p>Review results of training and job placements in the industry</p> <p>Improved Scores</p> <p>Attainment</p>	<p>EDD Monitoring WI Monitoring</p> <p>Report from MCOE</p> <p>Report from MCOE</p> <p>Identify and select industry cluster</p> <p>Customer Satisfaction Data Performance Measures</p>	<p>Annually (Feb) Biannually (Jan/Jul)</p> <p>Quarterly</p> <p>Quarterly</p> <p>Annually (July)</p> <p>Annually (July)</p> <p>Annually (July)</p>	<p>Exec</p> <p>YC</p> <p>YC</p> <p>Exec</p> <p>Exec</p> <p>Exec</p>
--	---	--	---	---



Measurement Category: Financial/Market Perspective

Measure/Indicator	Metric	Method	How Often Review	Responsible WIB Committee
<p>1. Expenditures including:</p> <ul style="list-style-type: none"> Obligations Accruals (Expenses) Encumbrances By funding source By service Plan vs. Actual 	<p>80% Expended by End of Year</p>	<p>Fiscal Reports</p>	<p>Monthly</p>	<p>Exec</p>
<p>2. Revenue & Resources:</p> <p>a. Grants</p>	<p>#s Received</p>	<p>WI Report</p>	<p>Quarterly</p>	<p>Exec</p>

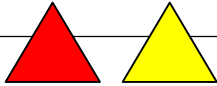


MERCED COUNTY WORKFORCE INVESTMENT BOARD STRATEGIC SCORECARD

b. Revenue Generation	#s Applied for Sources # of Sources Amount of \$\$	WI Report	Quarterly (Oct/Jan/Apr/Jul)	Exec
-----------------------	--	-----------	--------------------------------	------

Measurement Category: Learning and Innovation

Measure/Indicator	Metric	Method	How Often Review	Responsible WIB Committee
1. Influence the Workforce Investment System a. Education b. Economic Development Adhoc Committee	Report on Activity New Jobs Created Jobs Retained or Jobs Lost	Participate on the P-16 Council Reports by MCEDCO, and CAED	Quarterly Quarterly	Exec Exec



Glossary

Exec - WIB Executive Committee
 YC - Youth Council

Revision Date: July 10, 2008



Worknet

Customer Service & Satisfaction Report

For All Locations

October 2008

Merced County Department of Workforce Investment

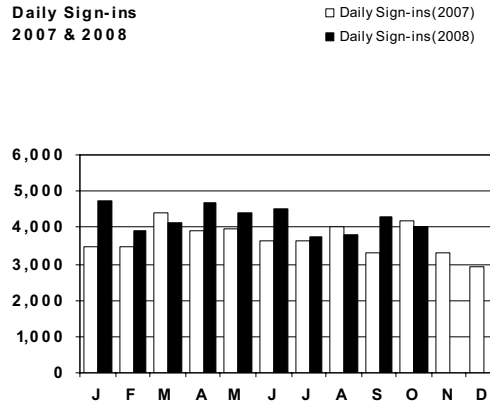
Daily Sign-ins

Daily sign-ins for October totaled 4,004, down 316 from the previous month and down 192 from October 2007. Daily sign-ins for the month of October are above the 6 year average.

October's 6 year average: 3,628

2007 annual average: 3,685

**Daily Sign-ins
2007 & 2008**



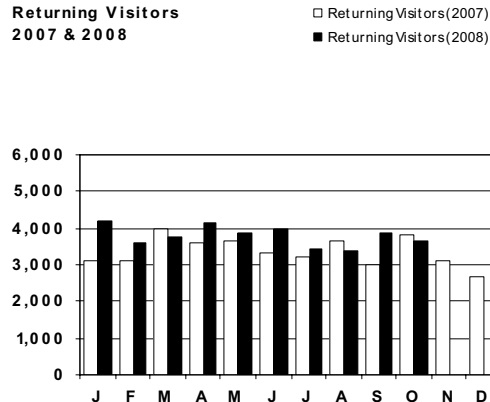
Return Visits

Return visits for October totaled 3,676, down 172 from the previous month and down 128 from October 2007. Return visits for the month of October are above the 6 year average.

October's 6 year average: 3,341

2007 annual average: 3,353

**Returning Visitors
2007 & 2008**



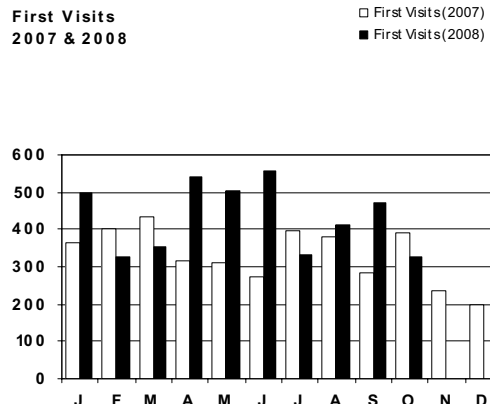
First Visits

First Visits for October totaled 328, down 144 from the previous month and down 64 from October 2007. First Visits for the month of October are above the 6 year average.

October's 6 year average: 288

2007 annual average: 332

**First Visits
2007 & 2008**



Contents

<i>How did you hear about us?</i>	2
<i>Would you refer our services to others?</i>	2
<i>Customer Satisfaction</i>	3
<i>How our customers used our services</i>	3
<i>Summary Data - All Locations</i>	4
<i>Summary Data - Individual Locations</i>	5
<i>Suggestions</i>	6
<i>Concerns</i>	7

Customer Flow for October 2008

Both Locations

- On average, Tuesdays were the busiest days of the week, averaging 211 customers per day. (Weekly Average: 910 customers)

Merced

- Tuesdays were the busiest day of the week, with an average of 132 customers per day. (Weekly Average: 545 customers).

Los Banos

- Wednesdays were the busiest day of the week, with an average of 81 customers per day (Weekly Average: 365 customers).

Note:

- As of March, 2008, we are tracking new metrics: Total Visitors, Staff Appointment, EDD/Unemployment visits, Special Classes and Certificate Tests.



**Worknet
Customer Service & Satisfaction Report
For All Locations
October 2008**

Merced County Department of Workforce Investment

**Marketing advertisements for
October 2008**
** The Bus
Worknet signs inside buses*

How did you hear about us?

Responses from first-time visitors

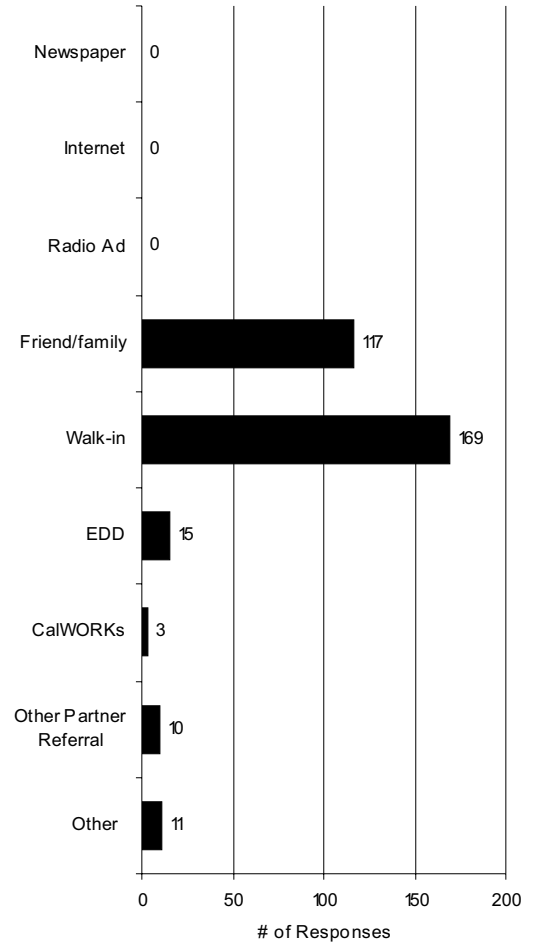
In October, our first time visitors responded most often that they were walk-ins to the Worknet offices, with 169 customers providing this response.

An additional 117 visitors responded that they heard about us from friends or family.

Of the 11 visitors whose responses were classed as "Other," most visiting both the Merced and Los Banos Worknet Offices wrote "Merced College" on the response form. Other visitors to the Merced Worknet Office wrote "Comcast", "Quebecor", or "Merced County" on the response form.

How Did You Hear About Us?

■ Oct-08



In October, 100.00 percent of our customers responding would refer our services to others

Would you refer our services to others?

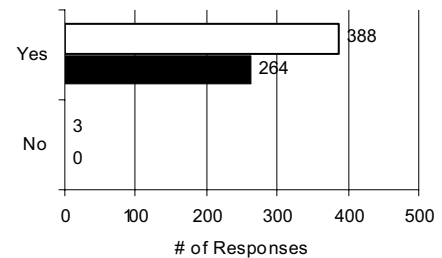
Of those responding to this question, 100.00 percent of our customers would refer our services to others.

PY 06/07 annual average: 98.36%

PY 07/08 annual average: 98.83%

Would you refer our services to others?

□ Oct-07
■ Oct-08



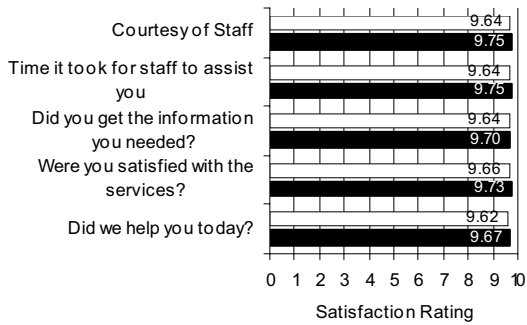


**Worknet
Customer Service & Satisfaction Report
For All Locations
October 2008**

Merced County Department of Workforce Investment

Customer Satisfaction

□ Oct-07
■ Oct-08



Customer Satisfaction Ratings

We received 272 surveys with responses to customer satisfaction questions in the month of October.

Consistently we see overall ratings for all questions in this category to be greater than 9.67 out of 10.

“Consistently we see overall ratings for all questions in this category to be greater than 9.67 out of 10.”

Two questionnaire contained a response of 5 or less.

Return Rate For Customer Satisfaction Survey

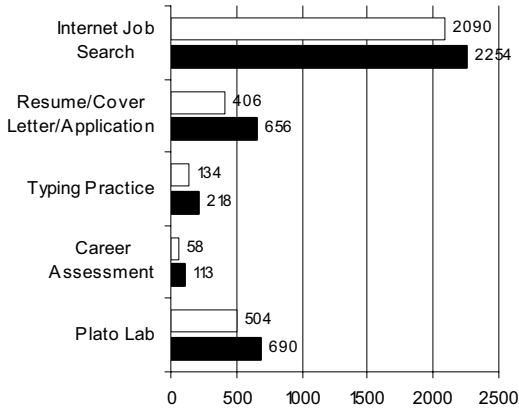
Both Locations: 6.79%

Merced: 5.88%

Los Banos: 8.17%

**What Did Our Customer Use?
Computer Services**

□ Oct-07
■ Oct-08



How our customers use our services

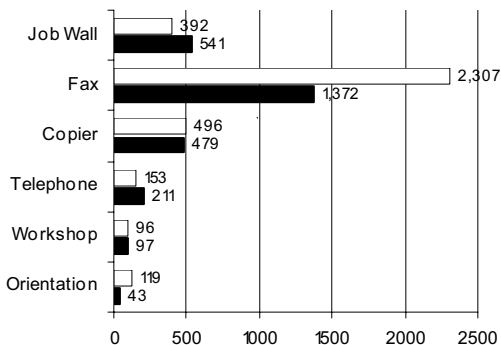
Computer related services are always the ones most used by our customers, with customers using one or more such services 3,931 times in October.

Internet Job Search and the PLATO Lab were our most accessed computer services.

1,372 customers used our Fax service at Worknet in the month of October.

**What Did Our Customer Use?
Non-Computer Services**

□ Oct-07
■ Oct-08



Fax and Job Wall were the most used non-computer related services. Copier and Telephone were the next most used services under this category.



Worknet
Customer Service & Satisfaction Report
For All Locations
October 2008

Merced County Department of Workforce Investment

Customer Service/Satisfaction Summary Data - Both Locations

	Oct-07	Aug-08	Sep-08	Oct-08
Return Visits	3,804	3,396	3,848	3,676
First Visits	392	411	472	328
Total Visits	4,196	3,807	4,320	4,004
Total Visitors		1,739	1,925	1,762
How did you hear about us?				
Newspaper	3	1	0	0
Internet	3	1	0	0
Radio Ad	0	0	0	0
Friend/family	201	109	95	117
Walk-in	48	195	209	169
EDD	17	16	9	15
CalWORKs	27	1	8	3
Other Partner Referral	10	7	12	10
Other	24	83	138	11
What did our customers use?				
Internet Job Search	2,090	2,032	2,417	2,254
Resume/Cover Letter/Application	406	527	634	656
Typing Practice	134	183	150	218
Career Assessment	58	92	99	113
Job Wall	392	401	496	541
Fax	2,307	1,133	1,314	1,372
Copier	496	476	505	479
Telephone	153	300	271	211
Plato Lab	504	700	764	690
Workshop	96	75	77	97
Orientation	119	45	43	43
Staff Appointment		119	198	153
Special Class		178	128	31
EDD/Unemployment		135	180	153
Certificate Test		107	86	107
Customer Satisfaction				
Courtesy of Staff	9.64	9.78	9.76	9.75
Time it took for staff to assist you	9.64	9.76	9.74	9.75
Did you get the information you needed?	9.64	9.76	9.66	9.70
Were you satisfied with the services?	9.66	9.79	9.76	9.73
Did we help you today?	9.62	9.84	9.70	9.67
Would you refer our services to others?				
Yes	388	289	205	264
No	3	2	2	0



Worknet
Customer Service & Satisfaction Report
For All Locations
October 2008

Merced County Department of Workforce Investment

Customer Service/Satisfaction Summary Data - Individual Locations

Who were our visitors	Merced	Los Banos	Both Locations
Return Visits	2,169	1,507	3,676
First Visits	231	97	328
Total Visits	2,400	1,604	4,004
Total Visitors	1,210	552	1,762
How did you hear about us?			
Newspaper	0	0	0
Internet	0	0	0
Radio Ad	0	0	0
Friend/family	33	84	117
Walk-in	169	0	169
EDD	10	5	15
CalWORKs	2	1	3
Other Partner Referral	10	0	10
Other	7	4	11
What did our customers use?			
Internet Job Search	1,570	684	2,254
Resume / Cover Letter / Application	520	136	656
Typing Practice	157	61	218
Career Assessment	71	42	113
Job Wall	415	126	541
Fax	1,008	364	1,372
Copier	397	82	479
Telephone	136	75	211
Plato Lab	111	579	690
Workshop	40	57	97
Orientation	32	11	43
Staff Appointment	64	89	153
Special Class	24	7	31
EDD/Unemployment	116	37	153
Certificate Test	88	19	107
Customer Satisfaction			
Courtesy of Staff	9.69	9.81	9.75
Time it took for staff to assist you	9.67	9.82	9.75
Did you get the information you needed?	9.62	9.80	9.70
Were you satisfied with the services?	9.65	9.81	9.73
Did we help you today?	9.57	9.78	9.67
Would you refer our services to others?			
Yes	138	126	264
No	0	0	0



Worknet
Customer Service & Satisfaction Report
For All Locations
October 2008

Merced County Department of Workforce Investment

Page 6

Suggestions

Turn ac down-it doesn't need to be this cold! Change the font on the computer applica- tion-New times Roman is ugly!
Keep up the good work
Maybe have another fax machine.
Everything is okay
Good services already, very nice staff
People in computer need to help out more.
Worknet has all the tools to help better your skills to find a job.
GED
No, everything is great here, ver appreciated.
Place for kids, hard to concentrate.
At least one more evening class for plato.
Keep up the good work!
Have more computers.
Great Services!!!
Looks like you got it all covered!
Not really, you've got it together!
no, you are great!
no, thank you, doing excellent job.
Keep up the good work!
A wireless internet connction could be added for under \$200 (I could install it) find a way to get the phones back!!
a list of pro words to use.
By maybe having appliations available.
Group meetings.
Get work
Stay the same.
Will be great to be opn on Saturday.
Telephones
Already excellent.
Open at 7 a.m.
Put the phones back, but ban individuals who use them for non-job related things.
Great Services
Bring back the telephone service but supervised dialing
More info on how & where to go for help financialy to take classes
Everything is great
Restore phone services under supervision
No they are good
Everybody is very helpful
everything ok



Worknet
Customer Service & Satisfaction Report
For All Locations
October 2008

Merced County Department of Workforce Investment

Page 7

Suggestions (cont.)

Nope your services are great
No it's great
No it was good
Fingerprint scanner
It was very pleasant. I enjoyed my time here
Nothing comes to mind, I got all the services I needed
Have coffee and donuts in the morning
everything is fine!
keep it up, very satisfied.
everything is great, especially the staff.
more computers.
none, the services are great!
none, everyone is always happy to help
all is well
keep up the good work!
more assist. with job search in resource room
it can't get any better.
Great Services!
Your doing a great job!

Concerns

No, the front desk ladies are always helpful as well as the ones in the computer room.
Help more on the computer
Help us on computer little bit more
Training schools in Modesto does not offer the training outside of Modesto. What about Atwater and Merced.
Help me get a trade job. (prewire job)
Full time employment.
one more plato class at night.
Trying to take medical asst class, can't help (financially)
Finding a job
This was very helpful to me
More job leads on what I'm applying for
computer skills, typing skills, resume
overcoming age and working on skills
better chairs in plato lab
I want to get more info on career classes
Help with Web Site

TO: Executive Committee

DATE: 01/05/09

FROM: WIB Staff

For Action

For Information

For Discussion

SUBJECT: Workforce Investment Act (WIA) Funding for Additional Economic Stimulus

PROPOSED MOTION(S): None. Information Only.

DISCUSSION: Merced County has been notified of additional WIA Dislocated Worker funding for Fiscal Year 2008/09. This funding was announced by the Governor on December 19, 2008, and is part of an economic stimulus plan. Merced County will receive an additional \$186,528 for the Dislocated Worker program, and the Employment Development Dept (EDD) will receive an additional \$46,033. Merced is one of 25 local Workforce Investment Areas in California receiving additional funding.

ATTACHMENT(S):

EDD Information Notice Number WSIN08-23

INFORMATION NOTICE

WORKFORCE SERVICES

Number: WSIN08-23

Date: 12/22/08

Expiration Date: 02/22/10

69:113:cs:12468

TO: WORKFORCE DEVELOPMENT COMMUNITY

SUBJECT: WIA FUNDING FOR ADDITIONAL ECONOMIC STIMULUS

The purpose of this notice is to provide information about an additional \$5.4 million of Workforce Investment Act (WIA) funding for economic stimulus as announced by the Governor in a press release dated December 19, 2008. The Employment Development Department (EDD) is distributing \$5.4 million of WIA 25 Percent Dislocated Worker Additional Assistance funds to assist with education, training, and job placement for those individuals who are out of work as a result of the economic slowdown. Previous economic stimulus funds were released in May and November, 2008.

In this latest round of funding, 25 Local Workforce Investment Areas (LWIA) will receive \$4.3 million (80 percent of the \$5.4 million) and their local EDD partners will receive the remaining \$1.1 million to support their share of the costs in the One-Stop Career Centers. The EDD distributed the funds to the 25 LWIAs based on the following three-step methodology.

- The LWIAs who recently received WIA 25 Percent Additional Assistance grants for providing services to workers impacted by plant closures and layoffs in their areas did not receive a share of the \$5.4 million.
- Taking into consideration the economic stimulus funds released in May and November, some of the \$5.4 million was used to ensure that each LWIA in California received at least \$100,000 for their economic stimulus efforts.
- After applying the first and second steps, the remaining funds were allocated to LWIAs that did not receive funds in the first two economic funding cycles, based on those LWIAs' proportionate share of dislocated worker formula funds.

The resulting allocations to both the 25 LWIAs and their local EDD partners are shown on the attached chart.

If you have any questions, please contact me, at (916) 654-7111 or at Bob.Hermsmeier@edd.ca.gov.

/S/ BOB HERMSMEIER
Chief
Workforce Services Division

Attachment

EDD is an equal opportunity employer/program. Auxiliary aids and services are available upon request to individuals with disabilities. Special requests for services, aids, and/or special formats need to be made by calling (916) 654-8055 (Voice). TTY users, please call the California Relay Service at 711.

		\$5,400,000 Economic Stimulus		
LOCAL WORKFORCE INVESTMENT AREA (LWIA)	COUNTY	80% Dollar share of \$5,400,000 for each LWIA for Economic Stimulus	20% Dollar share of \$5,400,000 for EDD for Economic Stimulus	Total Dollar Share of \$5,400,000 for LWIAs and EDD for Economic Stimulus
FOOTHILL	Los Angeles	\$100,000	\$25,000	\$125,000
HUMBOLDT	Humboldt	\$100,000	\$25,000	\$125,000
IMPERIAL	Imperial	\$260,725	\$65,182	\$325,907
KERN, INYO, MONO	Kern, Inyo, Mono	\$482,295	\$120,574	\$602,869
KINGS	Kings	\$100,000	\$25,000	\$125,000
LONG BEACH	Los Angeles	\$205,709	\$51,427	\$257,136
MADERA	Madera	\$100,000	\$25,000	\$125,000
MARIN	Marin	\$100,000	\$25,000	\$125,000
MERCED	Merced	\$186,528	\$46,632	\$233,160
MOTHER LODE	Amador, Calaveras, Mariposa, & Tuolumne	\$100,000	\$25,000	\$125,000
MONTEREY	Monterey	\$291,561	\$72,890	\$364,451
NORTH CENTRAL COUNTIES	Colusa, Glenn, Lake, Sutter, & Yuba	\$184,133	\$46,033	\$230,166
RICHMOND	Contra Costa	\$100,000	\$25,000	\$125,000
SANTA BARBARA	Santa Barbara	\$120,243	\$30,061	\$150,304
SAN BENITO	San Benito	\$100,000	\$25,000	\$125,000
SANTA CRUZ	Santa Cruz	\$139,454	\$34,863	\$174,317
SELACO	Los Angeles	\$127,422	\$31,855	\$159,277
SAN FRANCISCO	San Francisco	\$296,590	\$74,148	\$370,738
SAN LUIS OBISPO	San Luis Obispo	\$100,000	\$25,000	\$125,000
SOLANO	Solano	\$162,707	\$40,677	\$203,384
SONOMA	Sonoma	\$149,904	\$37,476	\$187,380
TULARE	Tulare	\$323,713	\$80,928	\$404,641
VERDUGO	Los Angeles	\$105,527	\$26,382	\$131,909
VENTURA	Ventura	\$283,489	\$70,872	\$354,361
YOLO	Yolo	\$100,000	\$25,000	\$125,000
GRAND TOTAL		\$4,320,000	\$1,080,000	\$5,400,000

TO: Executive Committee

DATE: 1/05/09

FROM: WIB Staff

For Action

For Information

For Discussion

SUBJECT: City of Merced CalGRIP – Round 2

PROPOSED MOTION(S): None. For Information Only.

DISCUSSION: The Governor’s Office of Emergency Services (OES) has made a second round of CalGRIP funding available to California cities. The City of Merced intends to apply for up to \$400,000 in grant funds. CalGRIP funding must be used for gang prevention, intervention, reentry, education, job training and skills development, family and community services, and suppression activities. The City of Merced intends to implement a Summer Youth Job Training Program consisting of summer youth employment for a total of 48 youth (ages 15 and 16). These trainees will assist the City of Merced in implementing summer youth recreation programs for 240 first through eighth graders. The project duration shall be for a total of 24 months.

The Department of Workforce Investment (Dept of WI) will recruit potential youth and provide career assessments that the City of Merced will utilize in the hiring decisions. Additionally, Dept of WI will schedule fingerprinting services for the project. If awarded, up to \$10,000 will be provided to the Department.

The application has been coordinated through the Merced County CEO’s office and submitted.

ATTACHMENT(S): N/A

TO: Executive Committee

DATE: 1/05/09

FROM: WIB Staff

For Action

For Information

For Discussion

SUBJECT: Regional Veterans Grant Proposal

PROPOSED MOTION(S): For Information Only

DISCUSSION: On November 3, 2008, the Executive Committee was informed that a collaborative consisting of the Merced County Department of Workforce Investment, Madera County Workforce Investment Board and the Stanislaus County Alliance Worknet submitted a proposal to the Governor's office for Veterans Employment-Related Assistance.

On November 21, 2008, the Department of Workforce Investment received notification that the proposal submitted was not selected for funding.

ATTACHMENT(S): N/A

TO: Executive Committee

DATE: 01/05/09

FROM: WIB Staff

For Action

For Information

For Discussion

SUBJECT: Community-Based Job Training Grant 1% Rescission

PROPOSED MOTION(S): Information only.

DISCUSSION: The attached letter was received from the Department of Labor (DOL) Employment and Training Administration (ETA).

The letter states that Continuing Appropriations Resolution, 2007, P.L. 110-5, requires ETA to rescind 1% (\$18,504.00) of the funding award that we received to train Licensed Vocational Nurses.

There are 6 partners participating in the \$1.8 million dollar Grant. One percent is being removed from each partner's budget. All contracts will be amended to reflect this rescission.

**ATTACHMENT(S):
Letter from ETA**



September 25, 2008

Community-Based Job Training Grantees:

The purpose of this letter is to inform you of an action that the Employment and Training Administration (ETA) is required to take that will affect some Community-Based Job Training (CBJT) grantees. The Revised Continuing Appropriations Resolution, 2007, P.L. 110-5, requires ETA to rescind funds from the Fiscal Year 2007 Advance fund year source, the funding stream used to fund the second CBJT grants Solicitation for Grant Applications (SGA); this rescission is also applicable to several other programs funded through this funding stream. To comply with this requirement, ETA will be reducing the funding awards of each of the grantees that received awards through the second CBJT grants SGA by one percent of the total funds that each grantee received.

ETA is applying the rescission proportionally to all CBJT grants funded through the second CBJT SGA to minimize the impact of the rescission on any individual grantee, and to ensure a fair, uniform process for implementing this rescission. Based on the size of the grants awarded through the second CBJT grants SGA, ETA anticipates that each grantee will have their original grant award reduced by approximately \$10,000 to \$25,000, so the impact on each individual grantee should not be severe. ETA will be completing this reduction in the next seven to 10 days through unilateral modifications, which will be sent to grantees reflecting the new award amounts. Once these modifications are complete, grantees will need to submit updated budget forms (SF-424A forms) along with revised budget narratives reflecting the updated award amounts to their Federal Project Officers (FPOs). Grantees have discretion in determining the specific line item(s) from which they reduce funds. The updated budget forms will then be incorporated into grant agreements through formal modifications.

ETA regrets that it must implement this rescission. Since all grantees funded through the second CBJT grants SGA have at least 15 months left in their periods of performance, and the reductions in funding are only one percent of the total grant award, ETA is hopeful that there will be minimal impact on each grantee.

Thank you for your efforts to comply with this requirement. If you have any questions about this matter, or next steps that ETA or grantees will take, please contact your FPO.

Sincerely,



Chari Magruder

Grant Officer, Community-Based Job Training Grants
Employment and Training Administration

TO: Executive Committee

DATE: 01/05/09

FROM: WIB Staff

For Action

For Information

For Discussion

SUBJECT: WIA Fiscal Reports

PROPOSED MOTION(S): None. Information Only.

DISCUSSION: Attached is the Fiscal Report for Fiscal Year 2008/09 covering July 1, 2008 through November 30, 2008. This report shows all WIA funds available for Fiscal Year 2008/09, accrued expenditures through November 30, 2008, and obligations as of November 30, 2008. Target for expenditures is approximately 42%, and as of November 30th we were at 30.56% of Formula Funds (Adult, Dislocated Worker and Youth). This is within expectations as some costs come up later in the fiscal year. Other grants are at different percentages due to different grant timelines.

Also attached is the Contracts Report showing FY 08/09 accounts receivable contracts, with invoices received and payments made through December 19, 2008. This report shows the total contract amounts, payments made, and includes the date of the most recent invoices received.

Included is an Enterprise Zone report showing amounts received from July 1, 2008 through December 26, 2008 of \$47,940, plus an additional \$7,990 collected on behalf of the State for their fees.

Staff will be present at the meeting to answer questions.

ATTACHMENT(S):

FY 2008/09 WIA Fiscal Report

Contracts Report

Enterprise Zone Report

MERCED COUNTY DEPARTMENT OF WORKFORCE INVESTMENT
 FISCAL REPORT FOR FINANCE COMMITTEE
 For Fiscal Year 2008/2009
 July 1, 2008 - June 30, 2009
 Through 11/30/08

Target 41.67%

AVAILABLE FUNDS	BUDGET				ACTUAL		OBLIGATIONS		COMMITTED - AVAILABLE						
	Carryover Funds From 07/08	Appropriation FY 08/09	Planned for New Funds Per Estimated Plan Mod 7/1/08 to 6/30/09	Budget for Available Funds	Budget Adjustments	Revised Budget	Accrued Expense FY to Date	Available	Percent Expended to Date	Total Obligated Funds	Available after Obligations	Percent Spent + Obligated	Total Committed Funds	Available after Committed	Pct Spent + Obligated + Committed
ADULT															
08/09 Allocation		\$ 1,648,103	Core A \$ 351,716 Core B \$ 485,623 Intensive \$ 131,173 Training \$ 514,781	\$ 418,161 \$ 577,365 \$ 155,954 \$ 612,031	\$ - \$ - \$ - \$ -	\$ 418,161 \$ 577,365 \$ 155,954 \$ 612,031	\$ 134,638 \$ 249,265 \$ 41,640 \$ 148,608	\$ 283,523 \$ 328,100 \$ 114,314 \$ 463,423	32.20% 43.17% 26.70% 24.28%	\$ 14,926 \$ 28,859 \$ 4,547 \$ 52,442	\$ 268,597 \$ 299,240 \$ 109,767 \$ 410,981	35.77% 48.17% 29.62% 32.85%	\$ 268,597 \$ 299,240 \$ 109,767 \$ 410,981	\$ - \$ - \$ - \$ -	100.00% 100.00% 100.00% 100.00%
PY Cash Balances 6/30/08	\$ 303,620	\$ 1,648,103	Total \$ 1,463,293	\$ 1,763,510	\$ -	\$ 1,763,510	\$ 574,151	\$ 1,189,360	32.56%	\$ 100,774	\$ 1,088,586	38.27%	\$ 1,088,585	\$ -	100.00%
DISPLACED WORKER															
08/09 Allocation		\$ 1,380,143	Core A \$ 441,622 Core B \$ 399,429 Intensive \$ 120,619 Training \$ 280,459	\$ 506,955 \$ 458,520 \$ 138,463 \$ 321,950	\$ - \$ - \$ - \$ -	\$ 506,955 \$ 458,520 \$ 138,463 \$ 321,950	\$ 137,501 \$ 259,172 \$ 32,388 \$ 47,347	\$ 369,454 \$ 199,348 \$ 106,075 \$ 274,603	27.12% 56.52% 23.39% 14.71%	\$ 14,081 \$ 27,980 \$ 3,198 \$ 33,040	\$ 355,373 \$ 171,368 \$ 102,877 \$ 241,563	29.90% 62.63% 25.70% 24.97%	\$ 355,373 \$ 171,368 \$ 102,877 \$ 241,563	\$ - \$ - \$ - \$ -	100.00% 100.00% 100.00% 100.00%
PY Cash Balances 6/30/08	\$ 208,106	\$ 1,380,143	Total \$ 1,242,129	\$ 1,425,888	\$ -	\$ 1,425,888	\$ 478,408	\$ 949,480	33.47%	\$ 78,299	\$ 871,181	38.90%	\$ 871,181	\$ -	100.00%
YOUTH															
08/09 Allocation		\$ 1,760,318	In School \$ 950,573 Out of School \$ 633,714	\$ 1,434,320 \$ 956,213	\$ - \$ -	\$ 1,434,320 \$ 956,213	\$ 348,791 \$ 298,406	\$ 1,084,529 \$ 657,807	24.39% 31.21%	\$ 635,861 \$ 419,598	\$ 448,668 \$ 238,209	68.72% 75.09%	\$ 448,668 \$ 238,209	\$ - \$ -	100.00% 100.00%
PY Cash Balances 6/30/08	\$ 911,140	\$ 1,760,318	Total \$ 1,564,287	\$ 2,390,533	\$ -	\$ 2,390,533	\$ 648,197	\$ 1,742,336	27.12%	\$ 1,055,459	\$ 686,877	71.27%	\$ 686,877	\$ -	100.00%
ADMINISTRATIVE															
08/09 Allocation		\$ 1,422,866	Total Admin \$ 478,855	\$ 631,499	\$ -	\$ 631,499	\$ 199,752	\$ 431,747	31.63%	\$ 17,282	\$ 414,465	34.37%	\$ 414,465	\$ -	46.24%
PY Cash Balances 6/30/08	\$ 911,140	\$ 1,422,866	Total \$ 4,788,564	\$ 6,211,430	\$ -	\$ 6,211,430	\$ 1,898,508	\$ 4,312,922	30.56%	\$ 1,251,815	\$ 3,061,108	50.72%	\$ 2,721,643	\$ 339,465	94.53%
RAPID RESPONSE/15%/25%															
Formula Rapid Response (541)**	\$ 2,063	\$ 156,472	Rapid Resp. \$ 156,472	\$ 158,525	\$ -	\$ 158,525	\$ 97,084	\$ 61,441	61.24%	\$ 10,275	\$ 51,166	67.72%	\$ 51,166	\$ -	100.00%
CalGRIP	\$ 392,280	\$ 156,472	CalGRIP \$ -	\$ 390,227	\$ -	\$ 390,227	\$ 80,923	\$ 309,303	20.74%	\$ 291,461	\$ 17,842	95.43%	\$ 17,842	\$ -	100.00%
			Total \$ 156,472	\$ 548,752	\$ -	\$ 548,752	\$ 178,007	\$ 370,745	32.44%	\$ 301,737	\$ 69,008	87.42%	\$ 69,008	\$ -	100.00%
INCENTIVE AWARDS															
08/09 Award (Amount TBD)	\$ 12,646	\$ -	Incentive \$ -	\$ 12,646	\$ -	\$ 12,646	\$ -	\$ 12,646	0.00%	\$ -	\$ 12,646	0.00%	\$ -	\$ 12,646	0.00%
PY Cash Balances 6/30/08	\$ 12,646	\$ -	Total \$ -	\$ 12,646	\$ -	\$ 12,646	\$ -	\$ 12,646	0.00%	\$ -	\$ 12,646	0.00%	\$ -	\$ 12,646	0.00%
OTHER (DoL, Contract, etc.)															
Federal LVN Grant*	\$ 1,306,782	\$ -	LVN Project \$ -	\$ 1,306,782	\$ -	\$ 1,306,782	\$ 416,429	\$ 890,353	31.87%	\$ 697,616	\$ 192,737	85.25%	\$ 51,371	\$ 141,366	89.18%
San Joaquin Manufacturing Contract*	\$ 52,068	\$ 29,272	San Joaquin \$ -	\$ 52,068	\$ -	\$ 52,068	\$ 37,887	\$ 14,180	72.77%	\$ 1,010	\$ 13,170	74.71%	\$ -	\$ 13,170	74.71%
Stan Alliance Biotech Contract	\$ 42,634	\$ 20,000	SA Biotech \$ 29,272	\$ 29,272	\$ -	\$ 29,272	\$ 5,203	\$ 24,069	17.78%	\$ 486	\$ 23,573	19.47%	\$ -	\$ 23,573	19.47%
CCWC (WorkKeys) Contract*	\$ 20,000	\$ 49,272	WorkKeys \$ -	\$ 42,634	\$ -	\$ 42,634	\$ 29,048	\$ 13,586	68.13%	\$ 1,411	\$ 12,175	71.44%	\$ -	\$ 12,175	71.44%
MC Career Advancement Academy	\$ 1,401,484	\$ 49,272	MCCAdvinc \$ 20,000	\$ 20,000	\$ -	\$ 20,000	\$ 9,418	\$ 10,582	47.09%	\$ 458	\$ 10,124	49.38%	\$ 10,124	\$ -	100.00%
			Total \$ 49,272	\$ 1,450,756	\$ -	\$ 1,450,756	\$ 497,986	\$ 952,770	34.33%	\$ 700,980	\$ 251,780	82.64%	\$ 61,495	\$ 190,284	86.88%

* Amounts represent cash balances remaining from entire multi-year award amounts, which are immediately available. **Rapid Response "carry in" is realized accruals claimed as cash for prior year closeout.

BUDGET: Includes all funds available for fiscal year based on Plan to be submitted to EDD on request, revised in accordance with latest appropriations information received from Chief, Workforce Services Division, as required. Formula Administrative Funds lose their identity upon appropriation. Federal LVN Grant appropriation reduced \$18,504 by Modification #3 IAW PL 110-5.

OBLIGATIONS: Includes funds obligated in contracts and ITA's. Does NOT include funds committed for operations.

COMMITTED: Includes projected staff personnel and overhead costs

AVAILABLE: Balance after expenditures and obligations

In-School Youth 53.96%

Out-of-School Youth 46.04%

**MERCED COUNTY DEPARTMENT OF WORKFORCE INVESTMENT
WIA CONTRACTS**

Contract/Mendor Name	Contract Number	Total Contract Amt	Start Date	End Date	Contract Balance	Budget 2008/09 Only	* Expenditures To-Date	** Inv's Rec'd Not Yet Pd	*** Inv Through	**** % Billed	Comments
HSA CalGrip	2008145	\$ 180,000	03/01/08	03/31/10	\$ 156,875.02	\$	\$ 23,124.98	Sept '08	13%		
Merced Adult School, PLATO Lab (ERC)	2008087	\$ 27,072	07/01/08	06/30/09	\$ 21,433.77	\$ 27,072.00	\$ 1,769.48	\$ 3,868.75	Oct '08	21%	
Merced College-LB Campus PLATO Lab	2008086	\$ 66,584	07/01/08	06/30/09	\$ 47,772.95	\$ 66,584.00	\$ 18,811.05	Nov '08	28%		
Merced County Office of Education-ISY	2008148	\$ 817,388	07/01/08	06/30/09	\$ 627,978.60	\$ 817,388.00	\$ 189,409.40	Nov '08	23%		
Merced County Office of Education-OSY	2008149	\$ 577,597	07/01/08	06/30/09	\$ 409,424.25	\$ 577,597.00	\$ 168,172.75	Nov '08	29%		
Merced County Office of Education-CalGrip	2008146	\$ 180,000	03/01/08	03/31/10	\$ 148,792.52	\$	\$ 31,207.48	Nov '08	17%		
Madera Co. Workforce Development (CB)	2007108	\$ 139,083	01/01/07	12/31/09	\$ 65,349.26	\$	\$ 73,733.74	Nov '08	53%		
Merced College-LVN (CB)	2007120	\$ 325,594	01/01/07	12/31/09	\$ 133,556.06	\$	\$ 192,037.94	Nov '08	59%		
Stanislaus County (CB)	2007121	\$ 208,168	01/01/07	12/31/09	\$ 145,789.75	\$	\$ 62,378.25	Oct '08	30%		
State Center Community College District (CB)	2007104	\$ 362,032	01/01/07	12/31/09	\$ 208,916.26	\$	\$ 153,115.74	Sept '08	42%		
SCCDD-Fresno City College-Mfg Course	2008071	\$ 62,500	04/02/08	10/31/08	\$ -	\$	\$ 62,500.00	Sept '08	100%		
Yosemite Community College (CB)	2007107	\$ 290,526	01/01/07	12/31/09	\$ 148,210.93	\$	\$ 142,315.07	Nov '08	49%		
		\$ 3,236,544.00			\$ 2,114,099.37	\$ 1,488,641.00	\$ 1,095,450.90	\$ 26,993.73			

* Expenditures To-Date include entire contract period.

** Inv's Rec'd Not Yet Pd include invoices recently received and invoices requiring corrections/backup.

*** Invoiced Through shows latest dates of service covered by invoices.

**** % Billed is of entire contract, not just current year.

Updated 11/19/08

Enterprise Zone Deposits from 07/01/08 to 12/26/08.

Company Consultant	Received Date	DWI Fee	State Fee	Total
Trumbull, Robin M.D. <i>None</i>	7/2/2008	\$60.00	\$10.00	\$70.00
Kagome, USA <i>None</i>	7/2/2008	\$300.00	\$50.00	\$350.00
O'Keeffe's, Inc. <i>California Enterprise Zone Tax Savings Group LLC</i>	7/3/2008	\$60.00	\$10.00	\$70.00
Home Depot <i>First Advantage</i>	7/3/2008	\$60.00	\$10.00	\$70.00
Home Depot (LB) <i>First Advantage</i>	7/3/2008	\$60.00	\$10.00	\$70.00
SBC Pacific Bell Telephone <i>TALX Corporation</i>	7/10/2008	\$60.00	\$10.00	\$70.00
Kagome, USA <i>None</i>	7/14/2008	\$540.00	\$90.00	\$630.00
Greg Opinski Construction <i>None</i>	7/15/2008	\$60.00	\$10.00	\$70.00
Save Mart Supermarket(LB) <i>First Advantage</i>	7/16/2008	\$60.00	\$10.00	\$70.00
Wal*Mart WL-2039 <i>ADP Tax Credit Services</i>	7/16/2008	\$120.00	\$20.00	\$140.00
Wal*Mart WL 2039 (LB) <i>ADP Tax Credit Services</i>	7/16/2008	\$60.00	\$10.00	\$70.00
Ocat, Inc dba Taco Bell #22389(LB) <i>Hromiko & Associates, LLC</i>	7/17/2008	\$60.00	\$10.00	\$70.00
Ocat, Inc dba Taco Bell #22389(LB) <i>Hromiko & Associates, LLC</i>	7/16/2008	\$60.00	\$10.00	\$70.00
West-Mark <i>None</i>	7/18/2008	\$240.00	\$40.00	\$280.00
Auto Zone # 5508 <i>ADP Tax Credit Services</i>	7/22/2008	\$60.00	\$10.00	\$70.00
Kagome, USA <i>None</i>	7/23/2008	\$120.00	\$20.00	\$140.00
McLane Company, Inc #3804 <i>TALX Corporation</i>	7/23/2008	\$360.00	\$60.00	\$420.00
Cingular Wireless # CA0001 <i>TALX Corporation</i>	7/23/2008	\$1,260.00	\$210.00	\$1,470.00
Smith & Stapp CPA's <i>None</i>	7/25/2008	\$120.00	\$20.00	\$140.00
Gateway Air Center, Inc. dba TDL Aero Enterprises <i>Smith & Stapp, CPA's</i>	7/25/2008	\$180.00	\$30.00	\$210.00
E & J Gallo Winery <i>Romo & Associates</i>	7/28/2008	\$300.00	\$50.00	\$350.00
O'Keeffe's, Inc. <i>California Enterprise Zone Tax Savings Group LLC</i>	7/29/2008	\$60.00	\$10.00	\$70.00
Canelo, Wilson, Wallace & Padron Professional Corporation <i>None</i>	7/30/2008	\$60.00	\$10.00	\$70.00
Canelo, Wilson, Wallace & Padron Professional Corporation <i>None</i>	7/29/2008	\$60.00	\$10.00	\$70.00
JSA Restaurant Inc dba McDonald's #4235 <i>California Enterprise Zone Tax Savings Group, LLC</i>	8/1/2008	\$180.00	\$30.00	\$210.00
O'Keeffe's, Inc. <i>California Enterprise Zone Tax Savings Group LLC</i>	8/1/2008	\$60.00	\$10.00	\$70.00
In-N-Out Burger <i>First Advantage</i>	8/1/2008	\$60.00	\$10.00	\$70.00
E & J Gallo Winery <i>Romo & Associates</i>	8/1/2008	\$420.00	\$70.00	\$490.00
Mclane Company, Inc #GR500100 <i>TALX Corporation</i>	8/5/2008	\$60.00	\$10.00	\$70.00
Anthony Abbate dba McDonald's #10150 <i>California Enterprise Zone Tax Savings Group, LLC</i>	8/5/2008	\$420.00	\$70.00	\$490.00
Waste Management Inc. <i>KPMG LLP, cm</i>	8/6/2008	\$360.00	\$60.00	\$420.00
Country Villa Merced Behavioral Center				

Enterprise Zone Deposits from 07/01/08 to 12/26/08.

Company Consultant	Received Date	DWI Fee	State Fee	Total
<i>C & I Tax Consultants</i>	8/11/2008	\$60.00	\$10.00	\$70.00
Salmeri Insurance Agency, Inc				
<i>Moss Adams, LLP</i>	8/11/2008	\$120.00	\$20.00	\$140.00
N & S Tractor Company				
<i>None</i>	8/11/2008	\$360.00	\$60.00	\$420.00
E & J Gallo Winery				
<i>Romo & Associates Inc</i>	8/12/2008	\$180.00	\$30.00	\$210.00
Branding Iron				
<i>Smith & Stapp, CPA's</i>	8/18/2008	\$300.00	\$50.00	\$350.00
MFA Medical Group, Inc (3365 g street)				
<i>None</i>	8/12/2008	\$120.00	\$20.00	\$140.00
MFA Medical Group, Inc (3385 g street)				
<i>None</i>	8/12/2008	\$60.00	\$10.00	\$70.00
MFA Medical Group, Inc (378 W Olive)				
<i>None</i>	8/12/2008	\$660.00	\$110.00	\$770.00
MFA Medical Group, Inc (castle)				
<i>None</i>	8/12/2008	\$120.00	\$20.00	\$140.00
MFA Medical Group, Inc (d street)				
<i>None</i>	8/12/2008	\$60.00	\$10.00	\$70.00
MFA Medical Group, Inc (delhi)				
<i>None</i>	8/12/2008	\$120.00	\$20.00	\$140.00
MFA Medical Group, Inc (w 25th)				
<i>None</i>	8/12/2008	\$60.00	\$10.00	\$70.00
MFA Medical Group, Inc(374 w olive)				
<i>None</i>	8/12/2008	\$540.00	\$90.00	\$630.00
MFA Medical Group, Inc(grogan)				
<i>None</i>	8/12/2008	\$240.00	\$40.00	\$280.00
MFA Medical Group, Inc(olivewood)				
<i>None</i>	8/12/2008	\$180.00	\$30.00	\$210.00
MFA Medical Group, Inc. (e 13th)				
<i>None</i>	8/12/2008	\$900.00	\$150.00	\$1,050.00
Panda Restaurant Group, Inc 00216				
<i>ADP Tax Credit Services</i>	8/19/2008	\$240.00	\$40.00	\$280.00
Apria Healthcare				
<i>Morris & Co., CPA's</i>	8/25/2008	\$60.00	\$10.00	\$70.00
O'Keeffe's, Inc.				
<i>California Enterprise Zone Tax Savings Group LLC</i>	8/25/2008	\$60.00	\$10.00	\$70.00
Tim Razzari Dodge				
<i>None</i>	8/25/2008	\$240.00	\$40.00	\$280.00
Tim Razzari Ford				
<i>None</i>	8/25/2008	\$300.00	\$50.00	\$350.00
Home Depot				
<i>First Advantage</i>	8/25/2008	\$180.00	\$30.00	\$210.00
Home Depot (LB)				
<i>First Advantage</i>	8/25/2008	\$60.00	\$10.00	\$70.00
Hilmar Cheese Company				
<i>None</i>	8/27/2008	\$5,940.00	\$990.00	\$6,930.00
Staples 268				
<i>ADP Tax Credit Services</i>	8/26/2008	\$60.00	\$10.00	\$70.00
Zumiez Inc. #246				
<i>TALX Corporation</i>	8/27/2008	\$60.00	\$10.00	\$70.00
Gateway Air Center, Inc. dba TDL Aero Enterprises				
<i>Smith & Stapp, CPA's</i>	8/29/2008	\$480.00	\$80.00	\$560.00
Branding Iron				
<i>Smith & Stapp, CPA's</i>	8/29/2008	\$1,680.00	\$280.00	\$1,960.00
Home Depot				
<i>First Advantage</i>	8/29/2008	\$120.00	\$20.00	\$140.00
Home Depot (LB)				
<i>First Advantage</i>	8/29/2008	\$60.00	\$10.00	\$70.00
Benjamin J. Seaton, DDS				
<i>John, Rich & Company</i>	9/2/2008	\$60.00	\$10.00	\$70.00
Regal Cinemas, Inc				
<i>Corporate Tax Incentives</i>	9/4/2008	\$60.00	\$10.00	\$70.00

Enterprise Zone Deposits from 07/01/08 to 12/26/08.

Company Consultant	Received Date	DWI Fee	State Fee	Total
CNG Financial Corp. 060184 <i>ADP Tax Credit Services</i>	9/11/2008	\$60.00	\$10.00	\$70.00
Safeway #8245 <i>The Tax Credit Company</i>	9/11/2008	\$360.00	\$60.00	\$420.00
Merced VW Kia Daewoo <i>None</i>	9/12/2008	\$60.00	\$10.00	\$70.00
Tim Razzari Ford <i>None</i>	9/15/2008	\$120.00	\$20.00	\$140.00
Tim Razzari Nissan <i>None</i>	9/15/2008	\$120.00	\$20.00	\$140.00
Gallo Cattle Company <i>None</i>	9/17/2008	\$600.00	\$100.00	\$700.00
Branding Iron <i>Smith & Stapp, CPA's</i>	9/22/2008	\$60.00	\$10.00	\$70.00
Taylor Renovation & Construction <i>Kuhler & Associates</i>	9/23/2008	\$60.00	\$10.00	\$70.00
Westamerica Bancorporation <i>None</i>	9/24/2008	\$60.00	\$10.00	\$70.00
Tim Razzari Dodge <i>None</i>	9/24/2008	\$60.00	\$10.00	\$70.00
Tim Razzari Ford <i>None</i>	9/24/2008	\$240.00	\$40.00	\$280.00
MFA Medical Group, Inc. (e 13th) <i>None</i>	10/3/2008	\$120.00	\$20.00	\$140.00
MFA Medical Group, Inc. (Stephens, Delhi) <i>None</i>	10/3/2008	\$60.00	\$10.00	\$70.00
MFA Medical Group, Inc(374 w olive) <i>None</i>	10/3/2008	\$180.00	\$30.00	\$210.00
MFA Medical Group (Olive, Suite A) <i>None</i>	10/3/2008	\$120.00	\$20.00	\$140.00
MFA Medical Group, Inc (castle) <i>None</i>	10/3/2008	\$60.00	\$10.00	\$70.00
Bonander Pontiac Inc., dba Merced Truck & Trailer <i>Corporate Tax Incentives</i>	10/7/2008	\$60.00	\$10.00	\$70.00
Tire World <i>DS & Associates, LLC dba Downey, Smith & Fier</i>	10/9/2008	\$180.00	\$30.00	\$210.00
Target #641 (Merced) <i>None</i>	10/14/2008	\$300.00	\$50.00	\$350.00
Target #2359 (Los Banos) <i>None</i>	10/14/2008	\$7,860.00	\$1,310.00	\$9,170.00
Hilmar Cheese Company <i>None</i>	10/15/2008	\$4,920.00	\$820.00	\$5,740.00
Wells Fargo Bank, NA 0000004330 <i>ADP Tax Credit Services</i>	10/15/2008	\$120.00	\$20.00	\$140.00
Wal*Mart WL-2039 <i>ADP Tax Credit Services</i>	10/15/2008	\$300.00	\$50.00	\$350.00
Gamestop, INC #5280 <i>TALX Corporation</i>	10/16/2008	\$60.00	\$10.00	\$70.00
Circle K Stores, Shaffer <i>First Advantage</i>	10/16/2008	\$180.00	\$30.00	\$210.00
Circle K Stores, D.P. <i>First Advantage</i>	10/16/2008	\$480.00	\$80.00	\$560.00
R-N Market <i>None</i>	10/23/2008	\$120.00	\$20.00	\$140.00
Circle K Stores, Los Banos <i>First Advantage</i>	10/24/2008	\$60.00	\$10.00	\$70.00
County Bank <i>Perry-Smith, LLP</i>	10/27/2008	\$60.00	\$10.00	\$70.00
County Bank, 1235 W Main <i>Perry-Smith, LLP</i>	10/27/2008	\$120.00	\$20.00	\$140.00
Linen-N-Things #416 <i>TALX Corporation</i>	10/30/2008	\$120.00	\$20.00	\$140.00
Limited Brands, Inc. #BBW01106				

Enterprise Zone Deposits from 07/01/08 to 12/26/08.

Company Consultant	Received Date	DWI Fee	State Fee	Total
TALX Corporation	10/30/2008	\$60.00	\$10.00	\$70.00
Tim Razzari Nissan				
None	11/3/2008	\$60.00	\$10.00	\$70.00
Tim Razzari Ford				
None	11/3/2008	\$120.00	\$20.00	\$140.00
Lowe's Home Improvement Warehouse # 1672				
ADP Tax Credit Services	11/4/2008	\$240.00	\$40.00	\$280.00
Pacific Supply				
Romo & Associates Inc	11/5/2008	\$180.00	\$30.00	\$210.00
New York & Company				
ADP Tax Credit Services	11/13/2008	\$60.00	\$10.00	\$70.00
Valley Farm Supplies				
Professional Solutions Group, LLC	11/13/2008	\$60.00	\$10.00	\$70.00
Ingomar Packing Co.				
None	11/21/2008	\$3,480.00	\$580.00	\$4,060.00
Aeropostale Inc				
First Advantage	11/25/2008	\$180.00	\$30.00	\$210.00
Morgan Brothers, Inc. dba San Joaquin Pest Control				
John, Rich & Company (D.Rich)	11/26/2008	\$60.00	\$10.00	\$70.00
Target #641 (Merced)				
None	12/1/2008	\$1,800.00	\$300.00	\$2,100.00
Target, Super (Atwater)				
None	12/1/2008	\$1,140.00	\$190.00	\$1,330.00
Target #2359 (Los Banos)				
None	12/1/2008	\$120.00	\$20.00	\$140.00
Sensient Technologies Corp.				
Jefferson Wells International, Inc.	12/4/2008	\$840.00	\$140.00	\$980.00
Merced Toyota				
Alliantgroup, LP	12/5/2008	\$120.00	\$20.00	\$140.00
Dollar Tree Stores, Inc. (Los Banos)				
The Tax Credit Company	12/9/2008	\$60.00	\$10.00	\$70.00
Dollar Tree Store, Inc. (Merced)				
The Tax Credit Company	12/9/2008	\$120.00	\$20.00	\$140.00
Dollar Tree Stores, Inc. (Atwater)				
The Tax Credit Company	12/9/2008	\$240.00	\$40.00	\$280.00
Dollar Tree Stores, Inc. (Atwater)				
The Tax Credit Company	12/8/2008	\$60.00	\$10.00	\$70.00
Lowe's Home Improvement Warehouse # 1672				
ADP Tax Credit Services	12/10/2008	\$60.00	\$10.00	\$70.00
Circle K Stores, Shaffer				
First Advantage	12/11/2008	\$60.00	\$10.00	\$70.00
Dollar Tree Store, Inc. (Merced)				
The Tax Credit Company	12/11/2008	\$240.00	\$40.00	\$280.00
Dollar Tree Stores, Inc. (Los Banos)				
The Tax Credit Company	12/11/2008	\$60.00	\$10.00	\$70.00
Dollar Tree Stores, Inc. (Atwater)				
The Tax Credit Company	12/11/2008	\$120.00	\$20.00	\$140.00
G & H Pizza, Inc. dba Little Caesars Pizza				
First Capitol Consulting, Inc.	12/15/2008	\$960.00	\$160.00	\$1,120.00
Tim Razzari Nissan				
None	12/17/2008	\$180.00	\$30.00	\$210.00
Gamestop, Inc. #3980				
TALX Corporation	12/18/2008	\$60.00	\$10.00	\$70.00
Branding Iron				
Smith & Stapp, CPA's	12/19/2008	\$60.00	\$10.00	\$70.00
Target #2359 (Los Banos)				
None	12/22/2008	\$60.00	\$10.00	\$70.00
Home Depot				
First Advantage	12/22/2008	\$60.00	\$10.00	\$70.00
Panda Restaurant Group, Inc 00216				
ADP Tax Credit Services	12/22/2008	\$60.00	\$10.00	\$70.00
Total		\$47,940.00	\$7,990.00	\$55,930.00

TO: Executive Committee

DATE: 01/05/09

FROM: WIB Staff

For Action

For Information

For Discussion

SUBJECT: Participant Report

PROPOSED MOTION(S): Information only.

DISCUSSION: Attached is a participant report for the time period July 2008 to November 2008, which reflects the number of participants enrolled and exited (and how they entered and exited the programs) within specific grant codes. Each year a modification to the Workforce Investment Board 5-Year Strategic Plan is submitted with projected participant numbers. The attached report is a comparison of the actual participant numbers with the projected numbers submitted in the yearly plan with 41.67% of the program year expended.

**ATTACHMENT(S):
Participant Report**

WIA PARTICIPANT SUMMARY REPORT - FORMULA GRANTS

PY 2008/09 - November 2008

Report Range 07/2008 to 11/2008

41.67% of Plan Year Expended

	Adult (201)			Dislocated Worker (501)		
	Actual	Planned	Per Cent	Actual	Planned	Per Cent
Total Participants	380	523	72.7%	88	208	42.3%
Participants Carried In	310	271	114.4%	69	70	98.6%
New Participants Entering Grant	70	252	27.8%	19	138	13.8%
Total Participants Exiting WI	185	318	58.2%	43	161	26.7%
Entered Unsubsidized Employment	120	299	40.1%	34	140	24.3%
Training Related	11	85	12.9%	3	53	5.7%
Other Exits*	9	19	47.4%	5	21	23.8%
Program Activities/Services Summary						
Core Services (Registered)	380	466	81.5%	88	135	65.2%
Intensive Services	179	216	82.9%	55	122	45.1%
Training Services	32	110	29.1%	10	93	10.8%

	Older Youth (301)				
	Older Youth	Younger Youth	Actual Total	Planned	Per Cent
Total Participants	108	230	338	490	69.0%
Participants Carried In	104	204	308	310	99.4%
New Participants Entering Grant	4	26	30	180	16.7%
Total Participants Exiting WI	29	61	90	102	88.2%
Entered Unsubsidized Employment	8	6	14	35	40.0%
Training Related	1	1	2	15	13.3%
Entered Post-Secondary Education	10	37	47	40	117.5%
Entered Advanced Training	1		1	7	14.3%
Attained High School Diploma/GED	1	38	39	55	70.9%
Other Exits	5	5	10	5	200.0%
Program Activities/Services Summary					
Goals Set (Younger Youth Only)**		62	62		

*Other Exits includes Exit Code 02 "Remained With Layoff Employer" for Dislocated Workers.

**Goals Set is no longer a Participant Plan data point. Results listed for informational purposes only.

WIA PARTICIPANT SUMMARY REPORT - OTHER GRANTS AND CONTRACTS

PY 2008/09 - November 2008

Report Range 07/2008 to 11/2008

	Federal LVN Grant (907)	SJC Manufacturing (914)	WIA 15% CalGRIP (414)	CalGRIP Younger Youth (417)
Total Participants	85	19	10	14
Participants Carried In				
New Participants Entering Grant	85	19	10	14
Total Participants Exiting WI	9	5		
Entered Unsubsidized Employment	4	5		
Training Related	2	3		
Entered Military Service				
Entered Qualified Apprenticeship Program				
Entered Post-Secondary Education				
Entered Advanced Training				
Attained Recognized Certificate/Diploma/Degree	2	4		
Attained High School Diploma/GED				
Returned to Secondary School (Youth Only)				
Exits Excluded from Performance				
Other Exits	4			
Program Activities/Services Summary				
Core Services (Registered)	79	19		
Intensive Services	79	19	10	14
Training Services*		8		
Youth Services			10	14
Concurrent Program Participants	12	4	3	1
Individual Training Accounts				
Goals Set (Younger Youth Only)				

***Training Services totals exclude Non-WIA Funded Training Services**

WIA PARTICIPANT CHARACTERISTICS SUMMARY
Report Period: 7/2008 to 11/2008
FORMULA GRANTS

	ADULT		DISLOCATED WORKER		301 OLDER YOUTH		301 YOUNGER YOUTH		TOTAL (ALL GRANT CODES)	
	#	%	#	%	#	%	#	%	#	%
Total	380	100.0%	88	100.0%	114	100.0%	230	100.0%	812	100.0%
Female	280	73.7%	56	63.6%	75	65.8%	111	48.3%	522	64.3%
Male	100	26.3%	32	36.4%	39	34.2%	119	51.7%	290	35.7%
Age										
14-18	39	10.3%			9	7.9%	230	100.0%	278	34.2%
19-21	46	12.1%	3	3.4%	105	92.1%			154	19.0%
22-29	115	30.3%	6	6.8%					121	14.9%
30-44	133	35.0%	32	36.4%					165	20.3%
45-54	34	8.9%	29	33.0%					63	7.8%
55-61	11	2.9%	17	19.3%					28	3.4%
62-64	1	0.3%							1	0.1%
65 and over	1	0.3%	1	1.1%					2	0.2%
Race/Ethnicity										
American Indian / Alaskan Native	4	1.1%	1	1.1%			5	2.2%	10	1.2%
Asian	41	10.8%	3	3.4%	8	7.0%	44	19.1%	96	11.8%
Black / African American	19	5.0%	2	2.3%	6	5.3%	20	8.7%	47	5.8%
Hawaiian Native/Other Pacific Islander	11	2.9%			2	1.8%	1	0.4%	14	1.7%
White	135	35.5%	32	36.4%	14	12.3%	32	13.9%	213	26.2%
Ethnicity Hispanic or Latino	191	50.3%	51	58.0%	85	74.6%	143	62.2%	470	57.9%
Labor Force Status										
Employed	145	38.2%	1	1.1%	14	12.3%	4	1.7%	164	20.2%
Unemployed	235	61.8%	87	98.9%	100	87.7%	226	98.3%	648	79.8%
UI Claimant	20	5.3%	69	78.4%	2	1.8%	1	0.4%	92	11.3%
UI Exhaustee	12	3.2%	16	18.2%					28	3.4%
Barriers to Employment										
Disabled	9	2.4%			7	6.1%	26	11.3%	42	5.2%
Limited English Proficiency	4	1.1%	3	3.4%	6	5.3%	7	3.0%	20	2.5%
Single Parent	77	20.3%	11	12.5%	19	16.7%	9	3.9%	116	14.3%
Work Profiling Reempl. Services Referral	1	0.3%	10	11.4%					11	1.4%
Low Income	243	63.9%	45	51.1%	105	92.1%	221	96.1%	614	75.6%
Displaced Homemaker										
Offender	5	1.3%	2	2.3%	10	8.8%	19	8.3%	36	4.4%
Homeless	2	0.5%	1	1.1%	3	2.6%	2	0.9%	8	1.0%
Runaway Youth					1	0.9%	3	1.3%	4	0.5%
Pregnant Parenting Youth					35	30.7%	16	7.0%	51	6.3%
Youth Needing Additional Assistance					114	100.0%	228	99.1%	342	42.1%
Basic Literacy Skills Deficient	54	14.2%	36	40.9%	104	91.2%	200	87.0%	394	48.5%
Substance Abuse	1	0.3%			5	4.4%	10	4.3%	16	2.0%
Foster Youth					1	0.9%	4	1.7%	5	0.6%

WIA PARTICIPANT CHARACTERISTICS SUMMARY

Report Period: 7/2008 to 11/2008

OTHER GRANTS AND CONTRACTS

	FEDERAL LVN GRANT (907)		SJC MANUFACTURING CONTRACT (914)		WIA 15% CALGRIP (414)		WIA 15% CALGRIP YOUNGER YOUTH (417)		TOTAL (ALL GRANT CODES)	
	#	%	#	%	#	%	#	%	#	%
Total	85	100.0%	19	100.0%	10	100.0%	14	100.0%	128	100.0%
Female	80	94.1%			4	40.0%	3	21.4%	87	68.0%
Male	5	5.9%	19	100.0%	6	60.0%	11	78.6%	41	32.0%
Age										
14-18					2	20.0%	14	100.0%	16	12.5%
19-21	2	2.4%	1	5.3%	8	80.0%			11	8.6%
22-29	39	45.9%	2	10.5%					41	32.0%
30-44	32	37.6%	13	68.4%					45	35.2%
45-54	10	11.8%	2	10.5%					12	9.4%
55-61	2	2.4%	1	5.3%					3	2.3%
62-64										
65 and over										
Race/Ethnicity										
American Indian / Alaskan Native										
Asian	28	32.9%							28	21.9%
Black / African American	5	5.9%			1	10.0%	2	14.3%	8	6.3%
Hawaiian Native/Other Pacific Islander	4	4.7%							4	3.1%
White	26	30.6%	7	36.8%	1	10.0%	1	7.1%	35	27.3%
Ethnicity Hispanic or Latino	27	31.8%	12	63.2%	8	80.0%	11	78.6%	58	45.3%
Labor Force Status										
Employed	63	74.1%			1	10.0%			64	50.0%
Unemployed	22	25.9%	19	100.0%	9	90.0%	14	100.0%	64	50.0%
UI Claimant			8	42.1%					8	6.3%
UI Exhaustee	1	1.2%							1	0.8%
Barriers to Employment										
Disabled	1	1.2%	1	5.3%	1	10.0%			3	2.3%
Limited English Proficiency	1	1.2%					2	14.3%	3	2.3%
Single Parent	23	27.1%			4	40.0%			27	21.1%
Work Profiling Reempl. Services Referral										
Low Income	36	42.4%	12	63.2%	10	100.0%	13	92.9%	71	55.5%
Displaced Homemaker										
Offender			5	26.3%	4	40.0%	12	85.7%	21	16.4%
Homeless			1	5.3%					1	0.8%
Runaway Youth							3	21.4%	3	2.3%
Pregnant Parenting Youth					4	40.0%	2	14.3%	6	4.7%
Youth Needing Additional Assistance					10	100.0%	13	92.9%	23	18.0%
Basic Literacy Skills Deficient	11	12.9%	4	21.1%	8	80.0%	10	71.4%	33	25.8%
Substance Abuse			1	5.3%			3	21.4%	4	3.1%
Foster Youth										

TO: Executive Committee

DATE: 01/05/09

FROM: WIB Staff

For Action

For Information

For Discussion

SUBJECT: Common Performance Measures Quarterly Report

PROPOSED MOTION(S): Information only.

DISCUSSION: Beginning this program year (July 1, 2008-June 30, 2009), all Local Workforce Areas in California are responsible for 9 “common performance” measures. There are 3 measures for dislocated workers, 3 measures for adults, and 3 measures for youth.

Attached you will find an accounting of the Department’s progress in these performance areas for the first program quarter (July 1, 2008 to September 30, 2008). The State has not yet released the final performance measures for the last program year (July 1, 2007-June 30, 2008). Furthermore, the State has not released the final local negotiated performance measures for the current year. The Department of Workforce Investment is paying close attention to dislocated worker “entered employment” and “retention” as well as youth “literacy and numeracy gains”.

**ATTACHMENT(S):
Performance Report**

Quarterly Performance Update

Report Date 10/30/08

Data as of 10/30/08

Adult	07/08 Neg	08/09 State*	7/1/08-9/30/08	Ratio
Entered Employment	75.00%	78.00%	88.24%	15/17
Retention	78.50%	83.00%	83.47%	101/121
Average Earnings	\$13,300.00	\$12,500.00	\$15,636.46	1579282.83/101

Dislocated Worker	07/08 Neg	08/09 State*	7/1/08-9/30/08	Ratio
Entered Employment	79.00%	86.00%	85.71%	18/21
Retention	84.00%	88.00%	82.69%	43/52
Average Earnings	\$14,000.00	\$15,900.00	\$14,377.16	618218.08/43

Youth	08/09 State Neg		7/1/08-9/30/08	Ratio
Entered Employment or Education	67.00%		100.00%	4/4
Attained Degree or Certificate	47.00%		100.00%	1/1
Literacy and Numeracy Gains	30.00%		17.65%	3/17

* There are no Local Workforce Investment Area (LWIA) PY 08/09 final performance goals from the State at this time. State goals are noted as a broad frame of reference only. LWIA performance measures for Merced are normally lower than the State levels.

Local youth goals will be the same as the State.