

Data For Performance Measure Trend (includes Negotiated Performance Level)

	Program Year					
	00/01		01/02		02/03	
	Served	Exited	Served	Exited	Served	Exited
Total Participants						
Adult	216	43	284	101	291	145
Dislocated Workers	234	71	216	102	222	109
Older Youth	61	9	99	57	168	25
Younger Youth	733	57	1,161	352	1,193	665

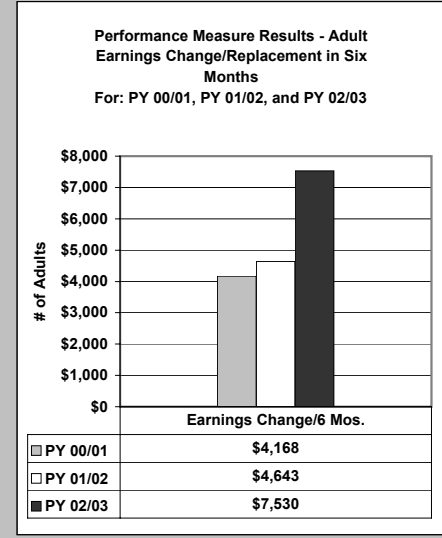
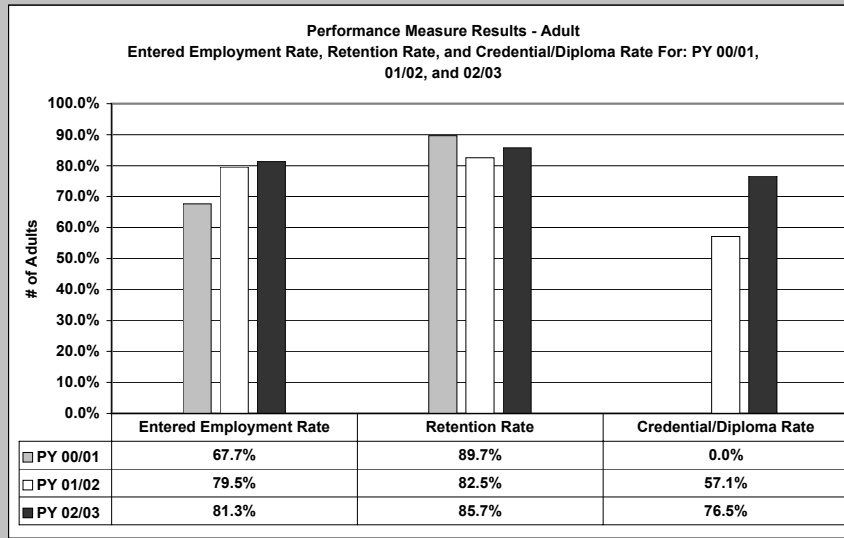
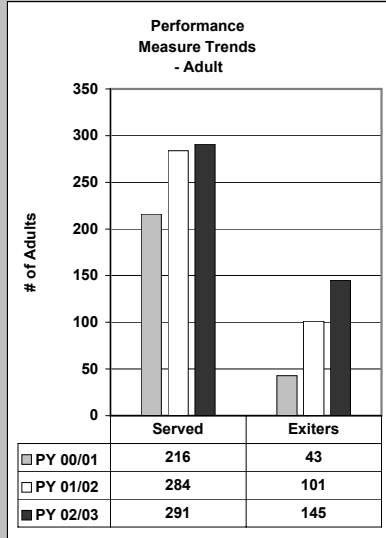
Final and Negotiated Performance Levels

	Program Year								
	00/01			01/02			02/03		
	Negotiated	Final	Success Rate	Negotiated	Final	Success Rate	Negotiated	Final	Success Rate
Adult									
Entered Employment Rate	63.6%	67.7%	106.4%	61.0%	79.5%	130.3%	63.0%	81.3%	129.0%
Retention Rate	71.3%	89.7%	125.8%	68.0%	82.5%	121.3%	72.0%	85.7%	119.0%
Earning Change/Replacement*	\$3,179	\$4,168	131.1%	\$3,240	\$4,643	143.3%	\$3,196	\$7,530	235.6%
Credential/Diploma Rate	40.0%	0.0%	0.0%	50.0%	57.1%	114.2%	50.0%	76.5%	153.0%
Dislocated Workers									
Entered Employment Rate	63.0%	75.8%	120.3%	62.0%	70.8%	114.2%	68.0%	80.0%	117.6%
Retention Rate	75.0%	90.2%	120.3%	75.0%	90.2%	120.3%	81.0%	90.0%	111.1%
Earning Change/Replacement*	85.0%	131.7%	154.9%	77.0%	95.9%	124.5%	86.0%	158.9%	184.8%
Credential/Diploma Rate	40.0%	0.0%	0.0%	42.0%	55.4%	131.9%	45.0%	72.4%	160.9%
Older Youth									
Entered Employment Rate	58.8%	62.3%	106.0%	50.0%	69.7%	139.4%	55.0%	62.2%	113.1%
Retention Rate	74.8%	89.5%	119.7%	65.0%	84.0%	129.2%	69.0%	69.2%	100.3%
Earning Change/Replacement*	\$2,481	\$3,679	148.3%	\$2,300	\$2,523	109.7%	\$2,400	\$3,580	149.2%
Credential/Diploma Rate	36.0%	0.0%	0.0%	42.0%	5.4%	12.9%	30.0%	22.2%	74.0%
Younger Youth									
Retention Rate	37.5%	55.3%	147.5%	38.0%	55.3%	145.5%	42.0%	79.5%	189.3%
Credential/Diploma Rate	40.0%	0.0%	0.0%	42.0%	75.5%	179.8%	45.0%	90.0%	200.0%
Skill Attainment Rate	60.9%	85.4%	140.2%	63.0%	90.7%	144.0%	70.0%	87.3%	124.7%

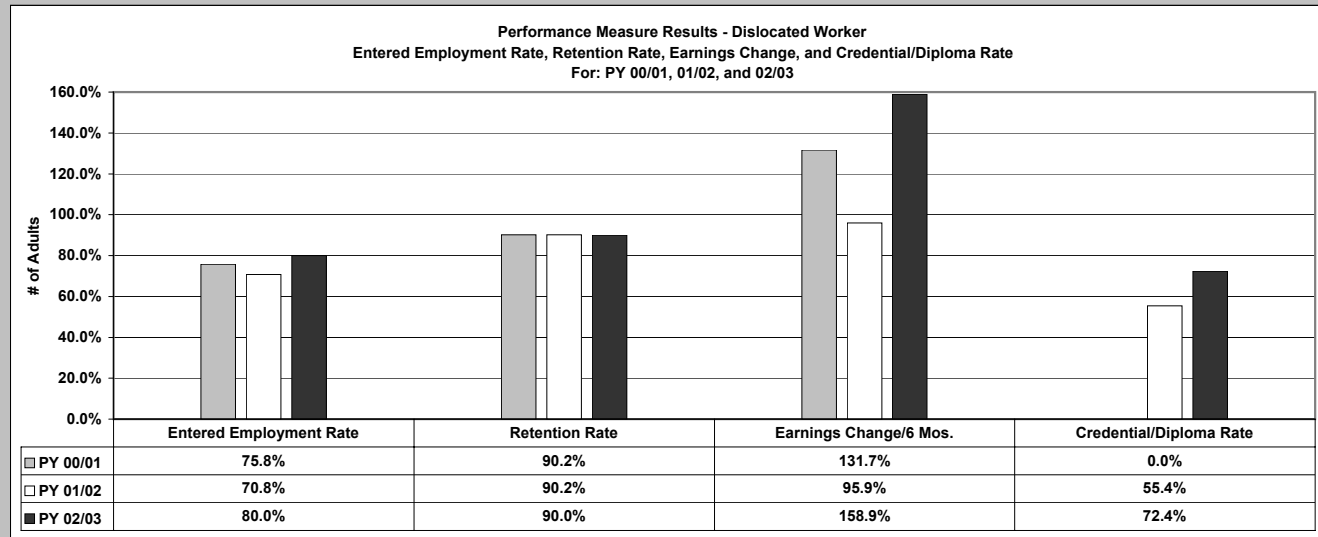
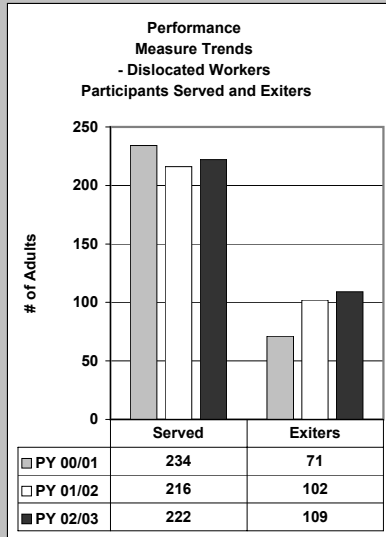
* in six months

Performance Measure Trends for Program Years 2000/2001, 2001/2002, and 2002/2003

Adult Program

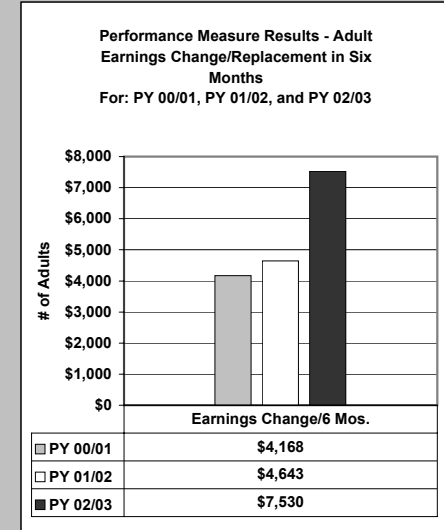
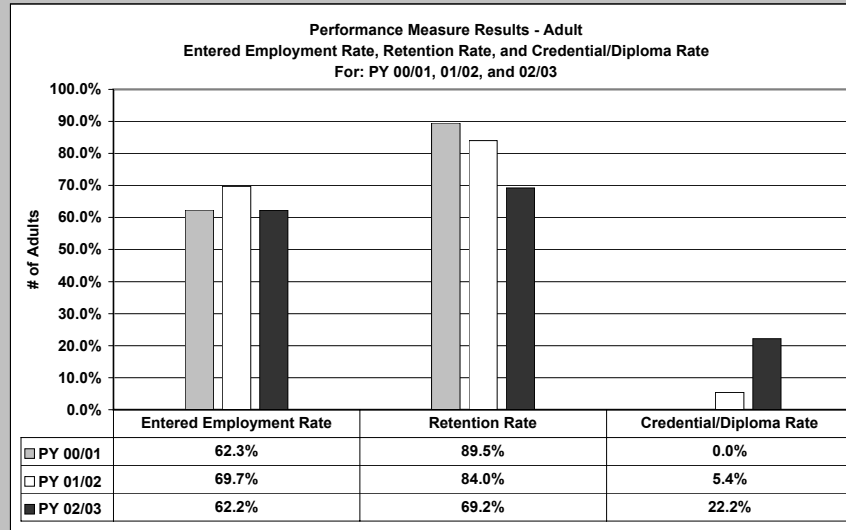
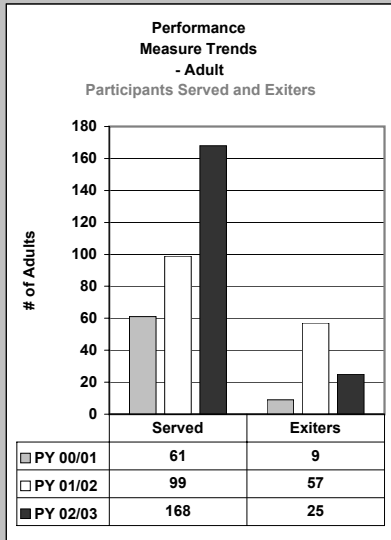


Dislocated Workers Program



Performance Measure Trends for Program Years 2000/2001, 2001/2002, and 2002/2003 (Continued)

Older Youth Program



Younger Youth Program

