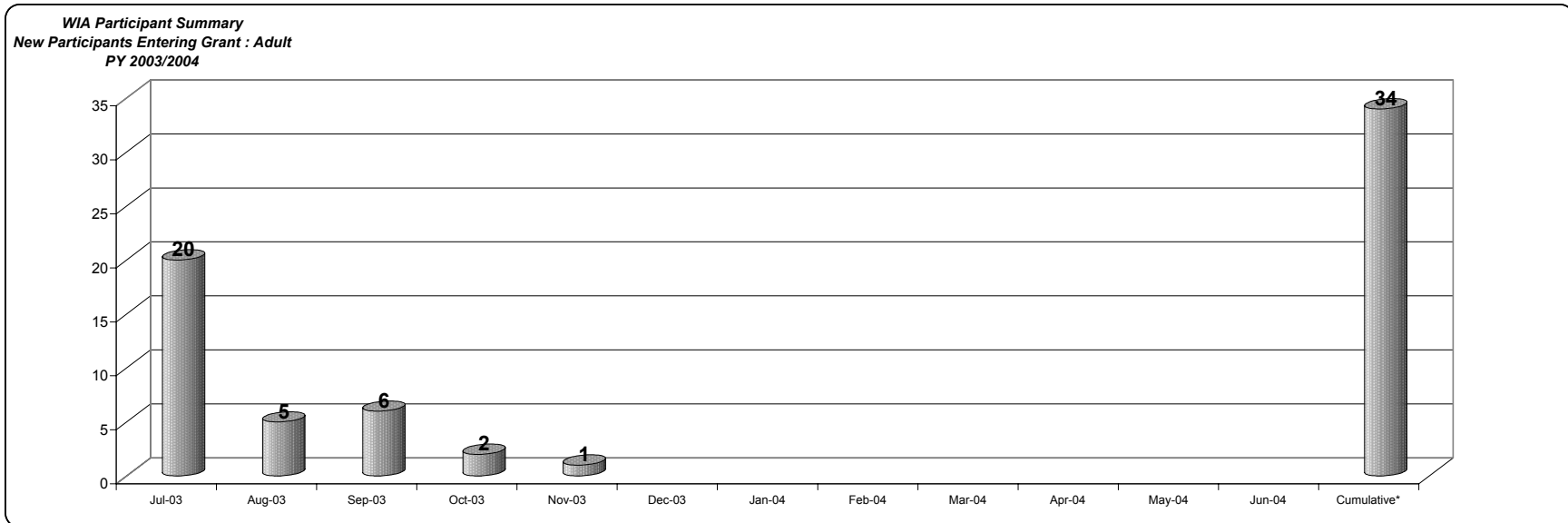


WIA PARTICIPANT SUMMARY REPORT - ADULT
PY 2003/2004
Report Range 07/2003 to 11/2003

	Adult												Part. Plan	
	Jul-03	Aug-03	Sep-03	Oct-03	Nov-03	Dec-03	Jan-04	Feb-04	Mar-04	Apr-04	May-04	Jun-04	Cumulative*	PY 03/04
Total Participants	214	218	224	115	116								228	340
Participants Carried In	194	213	218	113	115								194	260
New Participants Entering Grant	20	5	6	2	1								34	80
Total Participants Exiting WI	1	0	111	0	0								112	130
Entered Unsubsidized Employment	1	0	111	0	0								112	120
Training Related	0	0	23	0	0								23	60
Entered Military Service	0	0	0	0	0								0	
Entered Qualified Apprenticeship Program	0	0	1	0	0								1	
Entered Post-Secondary Education	0	0	0	0	0								0	
Entered Advanced Training	0	0	1	0	0								1	
Attained Recognized Certificate/Diploma/Degree	0	0	25	0	0								25	
Attained High School Diploma/GED	0	0	0	0	0								0	
Returned to Secondary School (Youth Only)	0	0	0	0	0								0	
Exits Excluded from Performance	1	0	0	0	0								1	
Other Exits	0	0	66	0	0								66	40

Program Activities/Services Summary	Enrolled - Adults													
	Jul-03	Aug-03	Sep-03	Oct-03	Nov-03	Dec-03	Jan-04	Feb-04	Mar-04	Apr-04	May-04	Jun-04	Cumulative*	PY 03/04
Core Services (Registered)	214	218	224	115	116								228	300
Intensive Services	115	116	118	88	89								121	240
Training Services	59	60	60	46	46								62	80
Youth Services	0	0	0	0	0								0	
Concurrent Program Participants	11	11	11	5	5								11	
Individual Training Accounts	14	14	14	11	11								14	
Goals Set (Younger Youth Only)	0	0	0	0	0								0	



Monthly totals are produced on the 20th of the following month and are not updated on a monthly basis. Late data entry are not updated for previous months, see cumulative totals for current total.

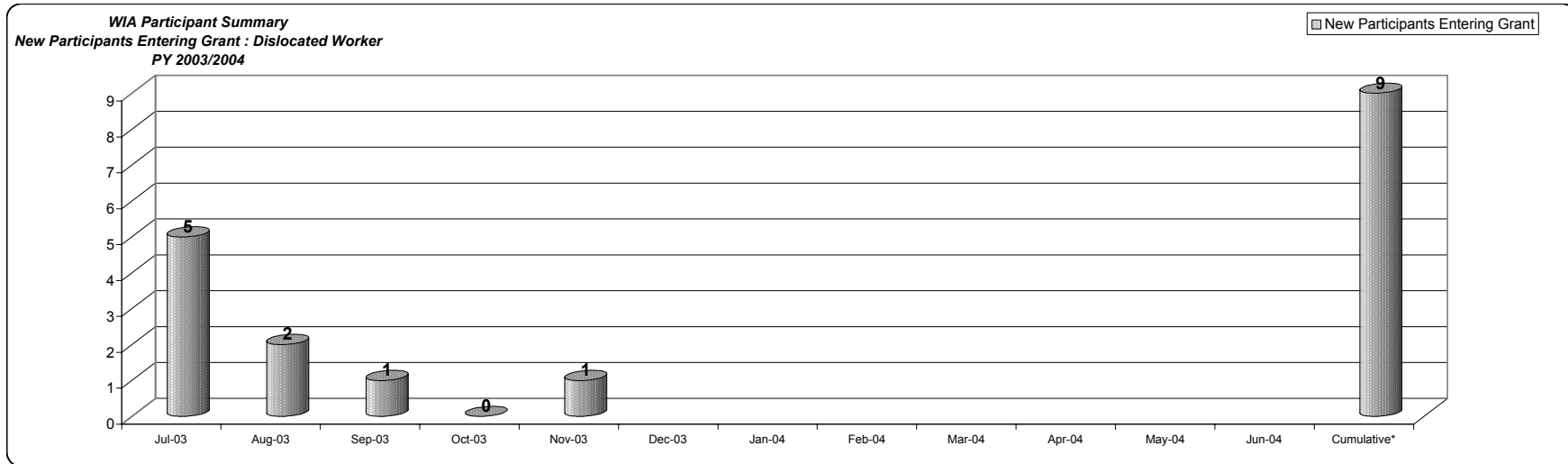
WIA PARTICIPANT SUMMARY REPORT - DISLOCATED WORKER

PY 2003/2004

Report Range 07/2003 to 11/2003

	Adult												Cumulative*	Part. Plan PY 03/04	
	Jul-03	Aug-03	Sep-03	Oct-03	Nov-03	Dec-03	Jan-04	Feb-04	Mar-04	Apr-04	May-04	Jun-04			
Total Participants	123	124	125	100	101									127	290
Participants Carried In	118	122	124	100	100									118	200
New Participants Entering Grant	5	2	1	0	1									9	90
Total Participants Exiting WI	1	0	25	0	0									26	80
Entered Unsubsidized Employment	1	0	24	0	0									25	90
Training Related	0	0	10	0	0									10	60
Entered Military Service	0	0	0	0	0									0	
Entered Qualified Apprenticeship Program	0	0	0	0	0									0	
Entered Post-Secondary Education	0	0	0	0	0									0	
Entered Advanced Training	0	0	0	0	0									0	
Attained Recognized Certificate/Diploma/Degree	0	0	11	0	0									11	
Attained High School Diploma/GED	0	0	0	0	0									0	
Returned to Secondary School (Youth Only)	0	0	0	0	0									0	
Exits Excluded from Performance	0	0	1	0	0									1	
Other Exits	0	0	20	0	0									20	40

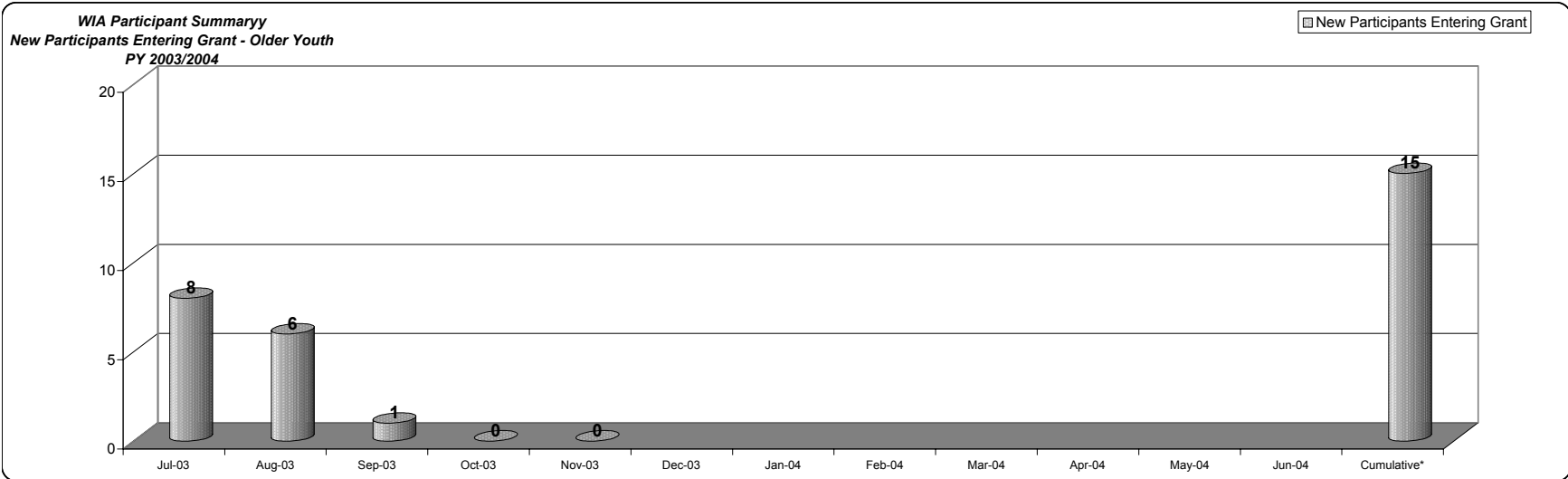
Program Activities/Services Summary	Enrolled												Cumulative*	Part. Plan PY 03/04	
	Jul-03	Aug-03	Sep-03	Oct-03	Nov-03	Dec-03	Jan-04	Feb-04	Mar-04	Apr-04	May-04	Jun-04			
Core Services (Registered)	123	124	125	100	101									127	420
Intensive Services	89	89	92	79	80									94	60
Training Services	49	50	50	42	43									51	60
Youth Services	0	0	0	0	0									0	
Concurrent Program Participants	14	15	15	13	13									15	
Individual Training Accounts	24	24	24	21	21									24	
Goals Set (Younger Youth Only)	0	0	0	0	0									0	



Monthly totals are produced on the 20th of the following month and are not updated on a monthly basis. Late data entry are not updated for previous months, see cumulative totals for current total.

WIA PARTICIPANT SUMMARY REPORT - OLDER YOUTH
PY 2003/2004
Report Range 07/2003 to 11/2003

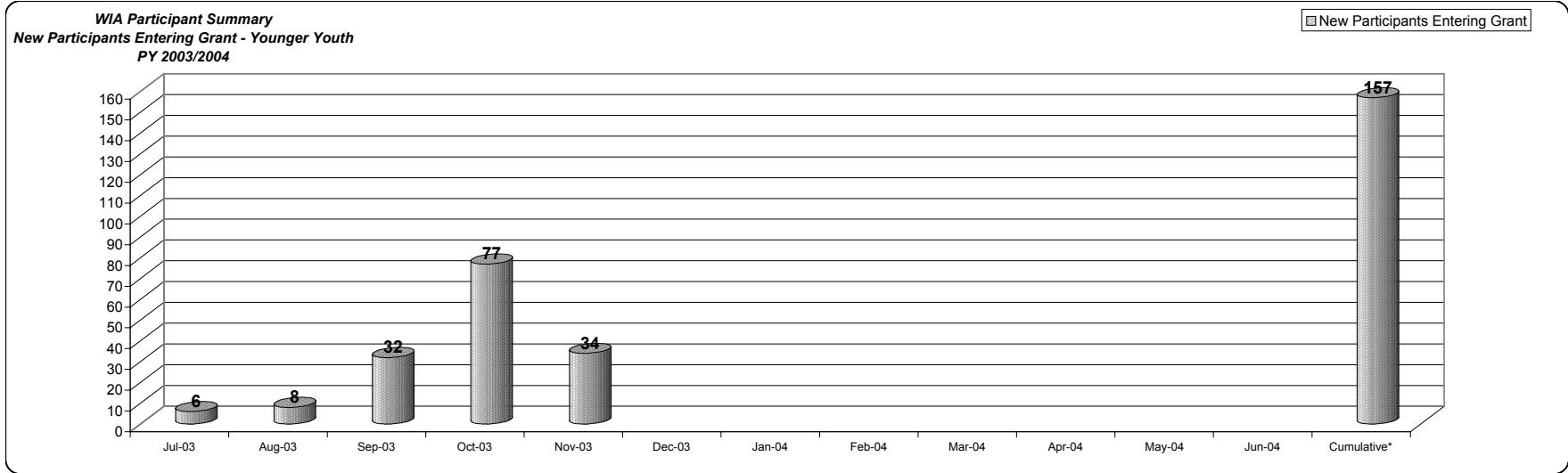
	Adult												Part. Plan PY 03/04	
	Jul-03	Aug-03	Sep-03	Oct-03	Nov-03	Dec-03	Jan-04	Feb-04	Mar-04	Apr-04	May-04	Jun-04		Cumulative*
Total Participants	150	156	157	157	157								157	288
Participants Carried In	142	150	156	157	157								142	163
New Participants Entering Grant	8	6	1	0	0								15	125
Total Participants Exiting WI	0	0	0	0	0								0	100
Entered Unsubsidized Employment	0	0	0	0	0								0	30
Training Related	0	0	0	0	0								0	10
Entered Military Service	0	0	0	0	0								0	
Entered Qualified Apprenticeship Program	0	0	0	0	0								0	
Entered Post-Secondary Education	0	0	0	0	0								0	5
Entered Advanced Training	0	0	0	0	0								0	
Attained Recognized Certificate/Diploma/Degree	0	0	0	0	0								0	
Attained High School Diploma/GED	0	0	0	0	0								0	
Returned to Secondary School (Youth Only)	0	0	0	0	0								0	
Exits Excluded from Performance	0	0	0	0	0								0	
Other Exits	0	0	0	0	0								0	20
Program Activities/Services Summary	Enrolled													
Core Services (Registered)	0	0	0	0	0								0	
Intensive Services	139	145	146	146	146								146	
Training Services	81	85	88	88	88								88	
Youth Services	114	120	121	121	121								121	
Concurrent Program Participants	136	141	142	142	142								142	
Individual Training Accounts	0	0	0	0	0								0	
Goals Set (Younger Youth Only)	0	0	0	0	0								0	



Monthly totals are produced on the 20th of the following month and are not updated on a monthly basis. Late data entry are not updated for previous months, see cumulative totals for current total.

WIA PARTICIPANT SUMMARY REPORT - YOUNGER YOUTH
PY 2003/2004
Report Range 07/2003 to 10/2003

	Adult												Participant	
	Jul-03	Aug-03	Sep-03	Oct-03	Nov-03	Dec-03	Jan-04	Feb-04	Mar-04	Apr-04	May-04	Jun-04		Cumulative*
Total Participants	531	498	404	446	478								682	1,160
Participants Carried In	525	490	372	369	444								525	790
New Participants Entering Grant	6	8	32	77	34								157	370
Total Participants Exiting WI	41	126	35	2	2								206	430
Entered Unsubsidized Employment	5	25	4	1	1								36	80
Training Related	8	3	3	1	0								15	25
Entered Military Service	0	3	0	0	1								4	4
Entered Qualified Apprenticeship Program	0	0	0	0	0								0	10
Entered Post-Secondary Education	13	29	13	1	0								56	135
Entered Advanced Training	0	1	0	0	0								1	6
Attained Recognized Certificate/Diploma/Degree	38	116	27	1	0								182	
Attained High School Diploma/GED	38	117	28	1	0								184	350
Returned to Secondary School (Youth Only)	2	4	1	0	1								8	10
Exits Excluded from Performance	0	0	0	0	0								0	
Other Exits	41	126	35	2	2								206	400
Program Activities/Services Summary	Enrolled													
Core Services (Registered)	0	0	0	0	0								0	
Intensive Services	96	103	104	104	104								104	
Training Services	70	77	78	78	78								78	
Youth Services	522	488	395	437	469								673	
Concurrent Program Participants	471	439	341	362	388								583	
Individual Training Accounts	0	0	0	0	0								0	
Goals Set (Younger Youth Only)	12	15	42	87	37								193	650



Monthly totals are produced on the 20th of the following month and are not updated on a monthly basis. Late data entry are not updated for previous months, see cumulative totals for current total.

Code	Description	Adult		Youth		Dislocated Worker		Totals		Grand Total
		New	Carry Over	New	Carry Over	New	Carry Over	New	Carry Over	
CORE B	10 FOLLOW UP SRVCS CNSLNG	7	27			2	50	9	77	86
	11 STAFF ASSIST JOB DEVELOP									
	12 STAFF ASSIST JOB REFER		1						1	1
	13 STAFF ASSIST JOB SRCH		29				28		57	57
	14 STAFF ASSIST WRKSHP									
	15 OTHER CORE SERVICES	3	1			1		4	1	5
	16 NON WIA FUNDED SERVICES									
17 CO-ENROLLED CORE SERVICES										
INTENSIVE	30 CASE MGMT FOR PARTIC	2	35	25	117	1	19	28	171	199
	31 COMPREHENSIVE ASSESSMNTS	1			1	1	1	2	2	4
	32 DEVELOP INDIV EMPL PLAN	1	2		1	1	1	2	4	6
	33 GROUP COUNSELING									
	34 EMPL EXPERIENCE				12				12	12
	35 INDIV CNSLNG CAREER PLAN				5		1		6	6
	36 OUT OF AREA JOB SEARCH									
	37 RELOCATION EXPENSES									
	38 SHORT TERM PREVOC SRVCS									
	39 INTERNSHIPS									
	40 OTHER INTENSIVE SRVCS						2		2	2
	41 NONWIA FUND INTENS SRVCS									
42 CO-ENROLLED INTENSIVE SRVCS										
TRAINING	50 ADULT EDUCATION				16				16	16
	51 CUSTOMIZED TRAINING									
	52 ENTREPRENEURIAL TRAINING			9	4			9	4	13
	53 JOB READINESS TRAINING				3				3	3
	54 OCCUP SKILLS TRAINING		24	4	40		5	4	69	73
	55 ON THE JOB TRAINING	1	1		2			1	3	4
	56 PRIVATE SECTOR TRAINING									
	57 SKILL UPGRADNG RETRNG									
	58 WRKPLCE TRNG AND COOP ED									
	59 OTHER TRAINING SRVCS									
	60 NON-WIA FUNDED TRNG SRVCS	4	15			2	11	6	26	32
61 CO-ENROLLED TRAINING SRVCS										
YOUTH	70 SUMMER RELATED									
	71 EDUCATNL ACHVMNT SRVCS			166	189			166	189	355
	72 EMPLOYMENT SERVICES			138	167			138	167	305
	73 CITIZEN LEADERSHIP SRVCS			1	4			1	4	5
	74 OTHER YOUTH SERVICES				2				2	2
	75 NONWIA FUNDED YOUTH SRVCS									
	76 CO-ENROLLED YOUTH SRVCS									
MISC.	80 OTHER JTPA									
	81 SUPPORTIVE SERVICES	4	43	3	65	3	23	10	131	141
	82 NEEDS RELATED PAYMENT									
	83 BREAK IN SERVICE	1						1		1
	84 NON-WIA FUNDED MISC									
	85 CO-ENROLLED MISCELLANEOUS									
TOTAL		24	178	346	628	11	141	381	947	1328