

**Workforce Investment Board  
Executive Committee  
1880 W. Wardrobe Ave  
Monday, May 7, 2007, 7:30-9:00 a.m.  
Meeting Agenda**



<http://web.co.merced.ca.us/wi/wib/wib.html>

- 
1. Call to Order/Roll Call.....
  2. Approval of Agenda .....
  3. Approval of April 2, 2007 Minutes.....
  4. Public Opportunity to Speak.....
  5. Action Agenda .....
  - a. Younger Youth Contract ..... Dave Davis
  - b. Out-of-School Youth Contract ..... Dave Davis
  6. Discussion .....
  - a. Continuation of Registered Nurse Program ..... Dave Davis
  - b. San Joaquin Valley Partnership Initiatives ..... Dave Davis
  7. Information .....
  - a. Program Year 2007 Allocation ..... Dave Davis
  - b. Participant Reports..... Dave Davis
  - c. Fiscal Reports ..... Jackie Walther-Parnell
  8. Director Comments.....(5 min)
  9. Chair Comments .....(5 min)
  10. Next Meeting – June 4, 2007 .....
  11. Adjourn .....

**Workforce Investment Board  
Executive Committee  
1880 W. Wardrobe Ave  
April 2, 2007, 7:30-9:00 a.m.  
Meeting Minutes**



<http://web.co.merced.ca.us/wi/wib/wib.html>

---

**Members Present:**

Kathleen Crookham                      Nellie McGarry                      Mike Sullivan (Vice Chair)      Vann (Mike) Smith

**Members Absent:**

Robert Harmon (Chair)              Albert Montejano                      Rick Osorio

**Others Present:**

Andrea Baker                              Brian Cutler                              Dave Davis                              Debby Hoban  
Alfredo Mendoza                      Joanne Presnell                      Jackie Walther-Parnell

- 
1. Call to Order/Roll Call: The Chair called the meeting to order at 7:34 a.m. Roll call was taken.
  2. Approval of Agenda: It was *M/S/C Crookham/Smith* to approve the agenda as published.
  3. Approval of Minutes: It was *M/S/C Smith/Crookham* to approve the February 5, 2007 minutes.
  4. Public Opportunity to Speak: None.
  5. Action Agenda:
    - a. Los Banos PLATO Lab Contract – It was *M/S/C Crookham/McGarry* to approve the contract from July 1, 2007 through June 30, 2008, and forward to the BOS for approval.
    - b. Merced PLATO Lab Contract – It was *M/S/C McGarry/Crookham* to approve the contract from July 1, 2007 through June 30, 2008, and forward to the BOS for approval.
    - c. Licensed Vocational Nurse Grant Contracts – It was *M/S/C Crookham/McGarry* to approve the three-year contracts, and forward to the BOS for approval.
    - d. Local Workforce Investment Act Proposed Performance Goals for PY 2006-07 – It was *M/S/C Crookham/McGarry* to give staff approval to renegotiate the LWIA Adult Average Earnings.
  6. Information:
    - a. Program Year 2005-06 Exemplary Performance Awards: Staff noted the amount for Merced should be \$12,005 (not \$12,500).
    - b. Merced County Workforce Investment Board Recertification.
    - c. Regional and Local Incentive Award Application: It was noted this is a regional/local collaboration around business services with two intelligence tools—1) Connectory, which is business to business, and 2) Executive Pulse, which is for education and economic development.
    - d. Workforce Investment Act 85-Percent Program Review.
    - e. WIRED Initiative – Third Generation: This is a \$5 million three-year grant that only governors can apply for on behalf of regions within their state.

f. Financial Reports.

7. Director Comments: Ms. Andrea Baker noted the State is focusing its extra dollars on regional projects, and it has been cost effective for the San Joaquin Valley Regional Collaborative to have done things together.

On a national level, the Senate passed the budget for next year. Statewide, there has been another bill submitted for WIA. Also the State Board has a new director, Ms. Barbara Halsey, who was the director for San Bernardino County.

This year the California Workforce Association is presenting Workforce Professional of the Year awards in the following categories—1) Working With Jobseekers, 2) Working With Businesses, and 3) Overall Workforce Professional. The winners have been selected, and the Overall Workforce Professional is Ms. Julie Odell, Merced Employment Development Department.

8. Chair Comments: The Vice Chair was asked if the subprime loan rate/housing issue would affect Merced County. It was noted that eventually it would affect everything within the County.

9. Next Meeting: May 7, 2007, Dept of Workforce Investment Large Conference Room, 1880 W. Wardrobe Ave.

10. Adjourn: The meeting adjourned at 8:15 a.m.

**TO: Executive Committee**

**DATE: 05/07/07**

**FROM: WIB Staff**

**For Action**

**For Information**

**For Discussion**

**SUBJECT: Youth Opportunity Program (YOP) Younger Youth Contract**

**PROPOSED MOTION(S): Approve the renewal of the YOP Younger Youth contract.**

**DISCUSSION: Merced County Office of Education (MCOE)/ Regional Occupational Program has a contract with Merced County to provide workforce development services and activities to Workforce Investment Act eligible youth, ages 14-18. The contract will expire June 30, 2007, at a total contract cost not to exceed \$745,721.**

**MCOE will continue to provide all required services and will serve approximately 230 youth. The new contract will run from July 1, 2007 through June 30, 2008, at a total contracted cost of \$677,196. The contracted amount has gone down from 2006-07 because youth carryover monies were consumed by prior contracts.**

**The Executive Committee approved the Younger Youth contract renewal during its May 7<sup>th</sup> meeting. The Youth Council approved May 9<sup>th</sup>.**

**ATTACHMENT(S): N/A**

**TO: Executive Committee**

**DATE: 05/07/07**

**FROM: WIB Staff**

**For Action**

**For Information**

**For Discussion**

**SUBJECT: Empower Out-of-School Youth Contract**

**PROPOSED MOTION(S): Approve the renewal of the Empower Out-of-School Youth contract.**

**DISCUSSION: Merced County Office of Education (MCOE)/ Regional Occupational Program has a contract with Merced County to provide workforce development services and activities to Workforce Investment Act eligible, out-of-school youth, ages 17-21. The contract will expire June 30, 2007, at a total contract cost not to exceed \$567,486.**

**MCOE will continue to provide all required services and will serve approximately 180 youth. The new contract will run from July 1, 2007 through June 30, 2008, at a total contracted cost of \$451,465. The contracted amount has gone down from 2006-07 because youth carryover monies were consumed by prior contracts.**

**The Executive Committee approved the Out-of-School Youth contract renewal during its May 7<sup>th</sup> meeting. The Youth Council approved May 9<sup>th</sup>.**

**ATTACHMENT(S): N/A**

**TO: Executive Committee**

**DATE: 05/07/07**

**FROM: WIB Staff**

**For Action**

**For Information**

**For Discussion**

**SUBJECT: Continuation of Registered Nurse Program**

**PROPOSED MOTION(S): Discuss scenarios concerning continuation of the WIBs Registered Nurse Program.**

**DISCUSSION: In 2004, the Workforce Investment Board committed to training 24 Registered Nurses (RN) per year. The four (4) semester course takes two (2) years to complete. The RN contract allows 6 new students to be enrolled each year and 6 to graduate. The WIB used WIA formula funds for the program until 2005 when a State grant was received to fund training until June 30, 2007 (next month).**

**When the next semester for RN training begins, there will be 14 WIB-sponsored student RNs enrolled at the college. Faced with the completion of the RN grant and continuing cuts in WIA allocations, the WIB is requested to consider the following in the decision process concerning the continuation of the RN program:**

- 1. The College has increased the cost of the RN contract by 32% since the decision to train 24 RNs was made. They forecast an additional 10% in next year's (2007-08) costs.**
- 2. WIA funds have been reduced by 40% during the same time period.**
- 3. RN training has been funded by an EDD grant for the past two (2) years.**
- 4. The EDD grant ends next month, June 30, 2007.**
- 5. The WIB faced a similar decision last fall with continuing LVN training. That training is continuing because of a recent DOL grant award.**
- 6. There are no RN grants pending.**
- 7. Workforce Investment is in dialogue with Merced College seeking new funding sources. Talks are beginning in late May with the Modesto Hospital Council.**
- 8. The Department of Workforce Investment is attempting to alleviate the funding shortfalls through staffing attrition (3 retirements that will not be filled, and the releasing of 4 unfilled positions back to the County).**
- 9. Because of cuts in allocation, continued rises in the costs of providing required universal services, and increases in the services being provided to business, training dollars have been negatively impacted.**
- 10. Training will be targeted at the WIB's selected industry clusters of Healthcare and Manufacturing. Almost all training will be funded through special grants.**

**RN training scenarios follow:**

**Scenario 1: Continue the program at 24. (Because of attrition, next year would include 6 new students and 14 continuing students)**

- **Cost for this option will be contracted cost of \$119,440, expected to increase each new contracted year.**
- **Supportive Services for this option will be \$15,889.94 per year.**
- **Total 2007-08 cost - \$135,392.**

**Scenario 2: No new students, commitment only to the 14 remaining.**

- **Students by semester –**  
2<sup>nd</sup> Semester – 6  
3<sup>rd</sup> Semester – 3  
4<sup>th</sup> Semester – 5
- **College's cost to the WIB for next year will be \$94,728. At the close of the contract, 6 students will be in the pipeline with one semester left to graduate. That semester will cost \$24,711.60. Total contract cost to graduate all 14 will be \$119,440.**
- **The WIB also funds supportive services to the student RNs. The cost of supportive services totals \$6,850.22 for 2007-08, and \$2,715.90 for 2008-09. Total until all 14 graduate is \$9,566.12.**
- **Combined WIA funds to graduate 14 students (with no new students being enrolled) are \$129,006.12.**

**Scenario 3: Supportive Services only, no new students, no contract.**

- **Cost for next year - \$6,850.22**
- **Cost for the following year - \$2,715.90**

**Recommendations:**

1. **Supportive Services only for the remaining 14 students**
  - **WIA funding will support students**
  - **Affordable**
  - **Classes will continue, even without the WIA dollars to support continued capacity**
  - **Does not contractually obligate the WIB with possibility of insufficient funds**
  - **Recommended**
2. **Contract and Supportive Services for remaining 14 RN students**
  - **Supports students and the college**
  - **Could be doable – but barely**
  - **Finding other funding will be the key (holding off recommendation for search)**
3. **Contract for 24**
  - **Inadequate funding**
  - **Calls for possible continued commitment with probable declining funding**
  - **Not recommended**

**Note: Decision is needed – June Executive Committee Meeting.**

**TO: Executive Committee**

**DATE: 05/07/07**

**FROM: WIB Staff**

**For Action**

**For Information**

**For Discussion**

**SUBJECT: San Joaquin Valley Partnership Initiatives**

**PROPOSED MOTION(S): Presentation**

**DISCUSSION: Governor Schwarzenegger created The California Partnership for the San Joaquin Valley when he signed Executive Order S-5-05. The partnership brings State agency secretaries and Central Valley representatives together to make recommendations to the Governor regarding change that would improve the economic well-being of the Valley and the quality of life of its residents.**

**Two initiatives from the Partnership are presented here. The first is a valleywide infusion of WorkKeys—a job skills assessment system measuring “real world” skills that employers believe is critical to job success. These skills are valuable for any occupation, skilled or professional, and at any level of education.**

**One of the immediate outcomes of WorkKeys is a recognized National Career Readiness Certificate. A 5 ½ minute DVD will be shown during the meeting.**

**The second initiative is the introduction of Connectory.com, an Internet Buyer-Supplier network. This business-to-business resource started in San Diego and is expanding to cover all of California. As it expands across California, the Connectory will promote the State’s industries and companies. The searchable database includes companies at every level of the supply value chain—Manufacturing; Technology/R&D; Technical Services; Industrial Suppliers; Construction and the Trades; and Raw Materials (Agribusiness and Mining/Quarrying).**

**Of note, the Department of Workforce Investment, acting as a member of the Central California Workforce Collaborative, has recently requested grant funding to customize the Connectory.com to have both regional and county specific webpage recognition. The regional industry sectors, which are the focus of the partnership, will be identified and highlighted on the Connectory portal.**

**A short demonstration of the website, highlighting two manufactures will be presented.**

**ATTACHMENT(S): N/A**

**TO: Executive Committee**

**DATE: 05/07/07**

**FROM: WIB Staff**

**For Action**

**For Information**

**For Discussion**

**SUBJECT: Merced County WIA Allocation – PY 2007-08**

**PROPOSED MOTION(S): Information only.**

**DISCUSSION: The State of California has released the Workforce Investment Act (WIA) formula funds to each Local Workforce Investment Area. (See Information Bulletin WIAB06-60). Overall, Merced County's formula funds were reduced 3.9% from last year.**

**PY 07-08 Allocation and comparison to PY 06-07 is presented:**

	<b>07-08</b>	<b>06-07</b>	<b>Difference</b>	
<b>Adult:</b>	<b>\$1,470,295</b>	<b>\$1,417,578</b>	<b>(+) 52,717</b>	<b>+3.7%</b>
<b>Youth</b>	<b>\$1,590,556</b>	<b>\$1,551,870</b>	<b>(+) 38,686</b>	<b>+2.5%</b>
<b>Dislocated Worker</b>	<b><u>\$1,099,664</u></b>	<b><u>\$1,360,252</u></b>	<b><u>(-) 260,588</u></b>	<b><u>-19.1%</u></b>
<b>Totals</b>	<b>\$4,160,515</b>	<b>\$4,329,700</b>	<b>(-) 169,185</b>	<b>-3.9%</b>

**ATTACHMENT(S):  
Information Bulletin WIAB06-60**

TO: WORKFORCE DEVELOPMENT COMMUNITY

SUBJECT: FORMULA WIA ALLOCATIONS—PY 2007-08

This information bulletin announces the release of the Workforce Investment Act (WIA) formula funds to each Local Workforce Investment Area (LWIA) for the Adult, Youth and Dislocated Worker (DW) funding streams for Program Year (PY) 2007-08. These allocations are based on the allotments issued by the U.S. Department of Labor (DOL) to the states (refer to DOL Training and Employment Guidance Letter (TEGL) 22-06, dated April 6, 2007).

As in previous years, the allocations for the Adult and Youth funding streams were calculated using the “hold-harmless” factor. Additionally, as approved by the California Workforce Investment Board on November 30, 2006, the DW funding now contains a “hold-harmless” factor. This hold-harmless provision for DW helps mitigate the year -to -year volatility by ensuring each LWIA receives no less than 90 percent of their average percentage share from the prior three years. The LWIAs that receive more than 100 percent of their average percentage share from the prior three years were proportionately reduced by an amount to total the funding necessary for those LWIAs that were below the 90 percent threshold. This provision for DW includes a three-year average percentage share for this first year (PY 2007-08) so as to capture one year of data prior to the formula allocation policy change. Beginning in PY 2008-09 the hold-harmless for DW is scheduled to use no less than 90 percent of each LWIA average percentage share from the prior two years.

Additionally, the DW allocation formula contains the following four factors and their weights:

- Long-Term Unemployment Insurance (UI) Claims – weighted at 40 percent
- Mid-Term UI Claims – weighted at 30 percent
- Short-Term UI Claims – weighted at 10 percent
- Long-Term Civilian Unemployment – weighted at 20 percent

The allotments to California and the amounts available for formula allocation to the LWIAs are as follows:

<u>PY 2007-08</u>	<u>Total Allotment</u>	<u>Amount Available for Formula Allocation</u>
Adult Program (Title I)	\$117,265,072	\$99,675,312
Youth Program (Title I)	\$123,174,266	\$104,698,127
Dislocated Worker Program (Title I)	\$137,599,381	\$82,559,629

The attachment reflects the total amounts each LWIA will receive for each of the funding streams during the PY 2007-08.

As in PY 2006-07, Youth funds will be issued in two portions (refer to WIAB06-59, dated April 10, 2007). The initial piece of youth allocations will be distributed in subgrants by the end of April 2007.

If you have any questions about this bulletin, please contact April Eales at [aeales@edd.ca.gov](mailto:aeales@edd.ca.gov) or (916) 653-9150.

/S/ BOB HERMSMEIER  
Chief  
Workforce Services Division

Attachment

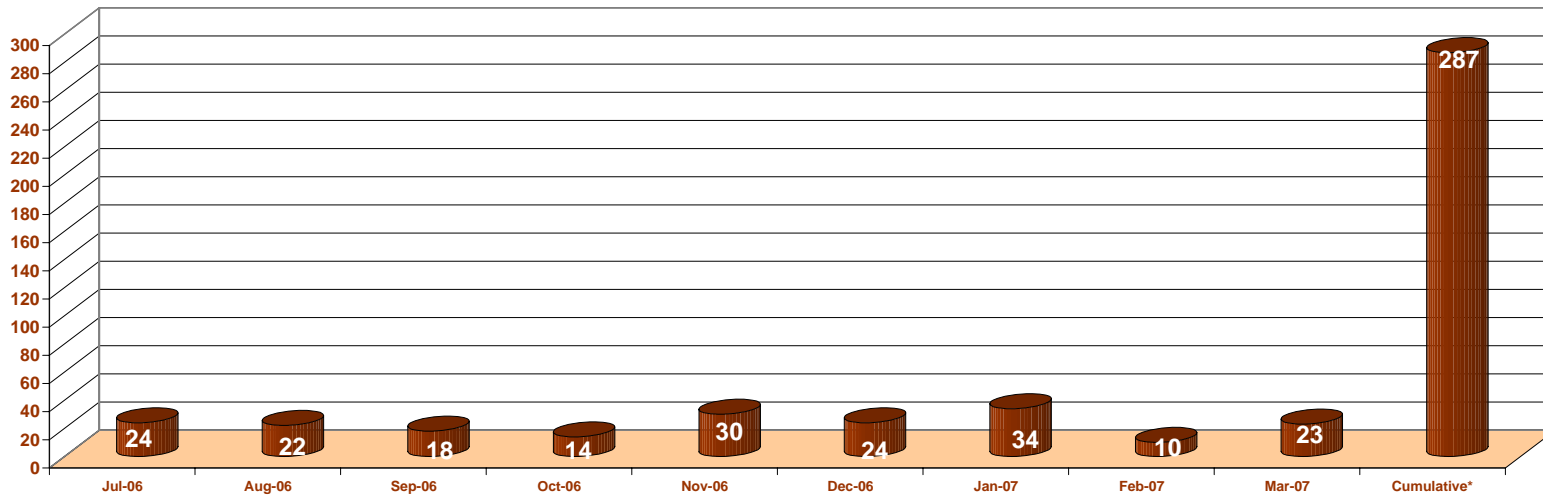
**WORKFORCE INVESTMENT ACT ALLOCATIONS  
FOR  
PROGRAM YEAR 2007/08**

<b>Local Workforce Investment Areas</b>	<b>PY 2007/08 WIA 85 Percent Adult Allocation w/Hold Harmless</b>	<b>PY 2007/08 WIA 85 Percent Youth Allocation w/Hold Harmless</b>	<b>PY 2007/08 WIA 60 Percent Dislocated Worker Allocation w/Hold Harmless</b>
ALAMEDA	\$1,486,514	\$1,589,485	\$2,174,684
ANAHEIM	\$694,364	\$680,241	\$556,399
CARSON/LOMITA /TORRANCE	\$301,939	\$294,743	\$421,410
CONTRA COSTA	\$1,520,270	\$1,565,598	\$1,694,669
FOOTHILL	\$488,623	\$485,885	\$475,238
FRESNO	\$5,366,166	\$5,916,513	\$4,155,713
GOLDEN SIERRA	\$556,534	\$543,143	\$1,039,003
HUMBOLDT	\$409,474	\$434,299	\$310,834
IMPERIAL	\$1,663,220	\$1,754,106	\$1,459,979
KERN, INYO, MONO	\$3,934,317	\$4,127,329	\$2,970,868
KINGS	\$775,834	\$808,512	\$570,141
LONG BEACH	\$1,819,457	\$1,961,687	\$1,089,213
LOS ANGELES CITY	\$14,665,666	\$14,920,473	\$9,120,404
LOS ANGELES COUNTY	\$10,196,580	\$10,662,408	\$7,153,904
MADERA	\$698,251	\$712,955	\$504,914
MARIN	\$306,819	\$217,481	\$352,676
MENDOCINO	\$253,410	\$263,108	\$220,252
MERCED	\$1,470,295	\$1,590,556	\$1,099,664
MONTEREY	\$1,988,399	\$2,069,180	\$1,779,234
MOTHER LODE	\$424,771	\$460,502	\$407,447
NAPA	\$133,987	\$137,159	\$232,636
NORTH CENTRAL COUNTIES	\$1,497,421	\$1,540,644	\$1,062,857
NORTEC	\$2,488,037	\$2,670,829	\$1,769,989
NOVA	\$799,324	\$785,276	\$1,067,832
OAKLAND	\$2,088,632	\$2,112,675	\$1,274,870
ORANGE	\$1,699,286	\$1,775,903	\$3,102,953
RICHMOND	\$512,375	\$517,448	\$302,932
RIVERSIDE	\$4,270,298	\$4,404,434	\$3,554,961
SACRAMENTO	\$3,310,363	\$3,447,070	\$2,797,032
SAN BENITO	\$234,538	\$250,333	\$204,559
SAN BERNARDINO CITY	\$815,758	\$862,883	\$438,268
SAN BERNARDINO COUNTY	\$3,483,585	\$3,552,857	\$2,970,163
SAN DIEGO	\$5,270,890	\$5,750,952	\$4,895,044
SAN FRANCISCO	\$1,987,103	\$1,823,123	\$1,955,664
SAN JOAQUIN	\$2,861,067	\$3,146,340	\$2,135,746
SAN JOSE/SILICON VLY WIA	\$3,566,197	\$3,782,239	\$3,327,751
SAN LUIS OBISPO	\$305,613	\$503,835	\$366,071
SAN MATEO	\$939,753	\$924,707	\$1,250,889
SANTA ANA	\$1,184,766	\$1,241,367	\$549,023
SANTA BARBARA	\$792,894	\$1,173,334	\$679,549
SANTA CRUZ	\$997,314	\$1,173,764	\$856,985
SELACO	\$767,069	\$798,393	\$798,008
SOLANO	\$1,039,762	\$1,003,951	\$981,113
SONOMA	\$602,668	\$646,543	\$888,642
SOUTH BAY	\$1,138,633	\$1,096,876	\$888,459
STANISLAUS	\$2,533,195	\$2,651,064	\$1,936,450
TULARE	\$2,708,794	\$2,984,944	\$1,994,774
VENTURA PIC	\$1,468,733	\$1,569,827	\$1,676,012
VERDUGO	\$646,322	\$579,659	\$630,149
YOLO	\$510,032	\$731,494	\$413,602
<b>TOTALS</b>	<b>99,675,312</b>	<b>104,698,127</b>	<b>82,559,629</b>

WIA PARTICIPANT SUMMARY REPORT - ADULT (Grant Code: 201)  
 PY 2006/07 - March 2007  
 Report Range 07/2006 to 03/2007

	ADULT										Part. Plan	% of Plan
	Jul-06	Aug-06	Sep-06	Oct-06	Nov-06	Dec-06	Jan-07	Feb-07	Mar-07	Cumulative*	PY 06/07	Attained
<b>Total Participants</b>	217	269	293	262	298	345	334	346	404	513	393	130.5%
Participants Carried In	193	247	275	248	268	321	300	336	381	226	235	96.2%
New Participants Entering Grant	24	22	18	14	30	24	34	10	23	287	158	181.6%
<b>Total Participants Exiting WI</b>			57			52			185	294	97	303.1%
Entered Unsubsidized Employment			39			38			180	257	72	356.9%
Training Related			14			24			55	93	37	251.4%
Entered Military Service												
Entered Qualified Apprenticeship Program												
Entered Post-Secondary Education												
Entered Advanced Training												
Attained Recognized Certificate/Diploma/Degree			20			34			58	112		
Attained High School Diploma/GED												
Returned to Secondary School (Youth Only)												
Exits Excluded from Performance						1				1		
Other Exits			56			49			183	288	82	351.2%
<b>Program Activities/Services Summary</b>	<b>Enrolled</b>											
Core Services (Registered)	217	269	293	262	298	345	334	346		513	341	150.4%
Intensive Services	166	190	199	181	184	198	183	184		273	292	93.5%
Training Services	105	123	138	133	132	143	125	127		181	155	116.8%
Youth Services												
Concurrent Program Participants	32	38	41	35	37	48	45	46		67		
Individual Training Accounts	8	9	10	7	7	7	5	5		10		
Goals Set (Younger Youth Only)												

WIA PARTICIPANT SUMMARY - ADULT  
 New Participants Entering Grant  
 PY 2005/06 - March 2007



Monthly totals are produced on the 20th of the following month and are not updated on a monthly basis. Late data entry are not updated for previous months, see cumulative totals for current total.

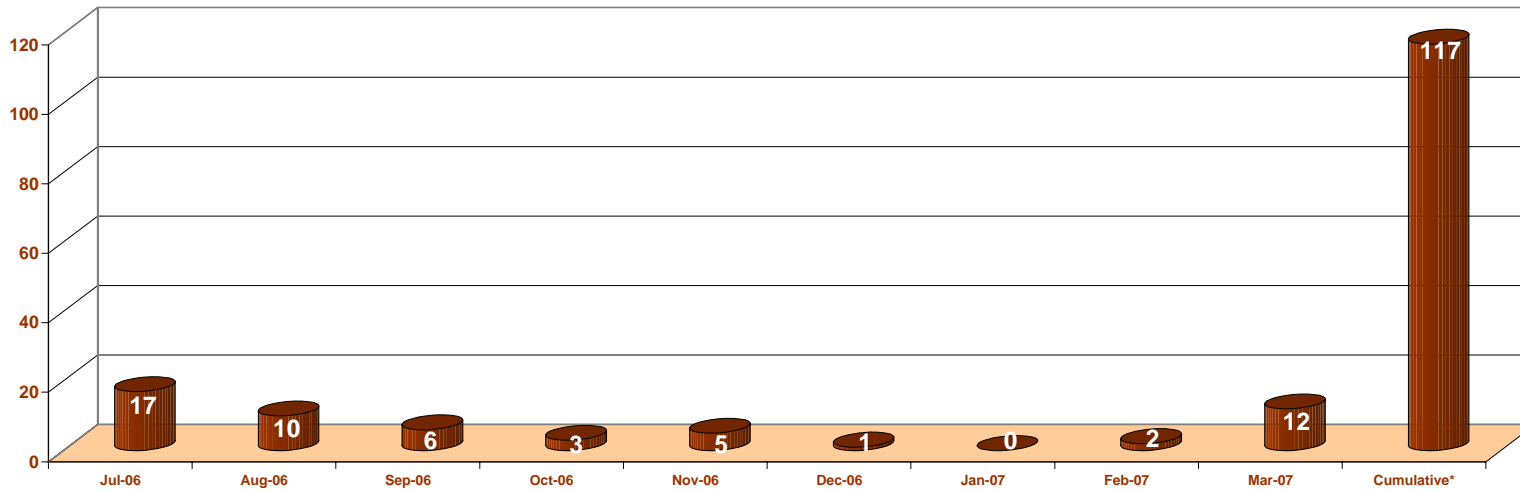
\*Cumulative total reflect totals from first of fiscal year to current report range and will not total monthly totals.

WIA PARTICIPANT SUMMARY REPORT - DISLOCATED WORKER (Grant Code: 501)  
 PY 2006/07 - March 2007  
 Report Range 07/2006 to 03/2007

	DISLOCATED WORKER										Part. Plan	% of Plan
	Jul-06	Aug-06	Sep-06	Oct-06	Nov-06	Dec-06	Jan-07	Feb-07	Mar-07	Cumulative*	PY 06/07	Attained
<b>Total Participants</b>	116	133	147	125	135	148	123	135	163	229	206	111.2%
Participants Carried In	99	123	141	122	130	147	123	133	151	112	177	63.3%
New Participants Entering Grant	17	10	6	3	5	1		2	12	117	129	90.7%
<b>Total Participants Exiting WI</b>			30			36			35	102	71	143.7%
Entered Unsubsidized Employment			23			28			34	85	65	130.8%
Training Related			10			14			21	45	24	187.5%
Entered Military Service												
Entered Qualified Apprenticeship Program												
Entered Post-Secondary Education												
Entered Advanced Training												
Attained Recognized Certificate/Diploma/Degree			13			17			25	55		
Attained High School Diploma/GED												
Returned to Secondary School (Youth Only)												
Exits Excluded from Performance			2			1				3		
Other Exits			24			34			36	94	77	122.1%

Program Activities/Services Summary	Enrolled										PY 06/07	% of Plan
	Jul-06	Aug-06	Sep-06	Oct-06	Nov-06	Dec-06	Jan-07	Feb-07	Mar-07	Cumulative*		
Core Services (Registered)	113	131	144	122	133	146	121	134	152	228	231	98.7%
Intensive Services	89	100	108	91	96	100	82	92	109	161	218	73.9%
Training Services	40	52	59	59	58	59	47	50	55	79	74	106.8%
Youth Services												
Concurrent Program Participants	285	28	30	24	29	35	37	45	53	64		
Individual Training Accounts	3	3	6	7	7	7	4	4	5	8		
Goals Set (Younger Youth Only)												

WIA PARTICIPANT SUMMARY - DISLOCATED WORKER  
 New Participants Entering Grant  
 PY 2006/2007 - March 2007



Monthly totals are produced on the 20th of the following month and are not updated on a monthly basis. Late data entry are not updated for previous months, see cumulative totals for current total.

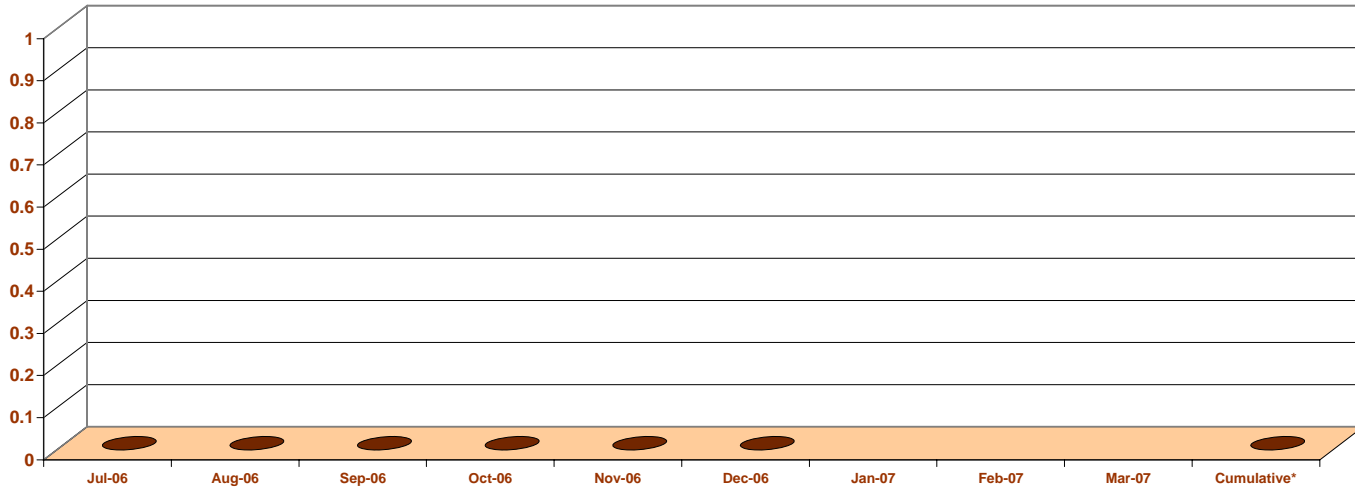
\*Cumulative total reflect totals from first of fiscal year to current report range and will not total monthly totals.

**WIA PARTICIPANT SUMMARY REPORT - DW AUGMENTATION (Grant Code: 511)**  
**PY 2006/07 - March 2007**  
**Report Range 07/2006 to 03/2007**

	DISLOCATED WORKER									
	Jul-06	Aug-06	Sep-06	Oct-06	Nov-06	Dec-06	Jan-07	Feb-07	Mar-07	Cumulative*
<b>Total Participants</b>	25	25	25	19	19	19	14	14	14	25
Participants Carried In	25	25	25	19	19	19	14	14	14	25
New Participants Entering Grant										
<b>Total Participants Exiting WI</b>			6			5			9	20
Entered Unsubsidized Employment			4			4			9	17
Training Related			2			3			7	12
Entered Military Service										
Entered Qualified Apprenticeship Program										
Entered Post-Secondary Education										
Entered Advanced Training										
Attained Recognized Certificate/Diploma/Degree			1			4			9	14
Attained High School Diploma/GED										
Returned to Secondary School (Youth Only)										
Exits Excluded from Performance			1							1
Other Exits			3			5			9	17

Program Activities/Services Summary	Enrolled									
	Jul-06	Aug-06	Sep-06	Oct-06	Nov-06	Dec-06	Jan-07	Feb-07	Mar-07	Cumulative*
Core Services (Registered)	21	31	21	17	17	17	12	12	12	21
Intensive Services	20	20	20	16	16	16	11	11	11	20
Training Services	11	11	11	10	10	10	8	8	8	11
Youth Services										
Concurrent Program Participants	13	13	13	9	9	9	7	7	7	13
Individual Training Accounts										
Goals Set (Younger Youth Only)										

**WIA PARTICIPANT SUMMARY - DISLOCATED WORKER AUGMENTATION**  
**New Participants Entering Grant**  
**PY 2006/2007 - March 2007**



Monthly totals are produced on the 20th of the following month and are not updated on a monthly basis. Late data entry are not updated for previous months, see cumulative totals for current total.

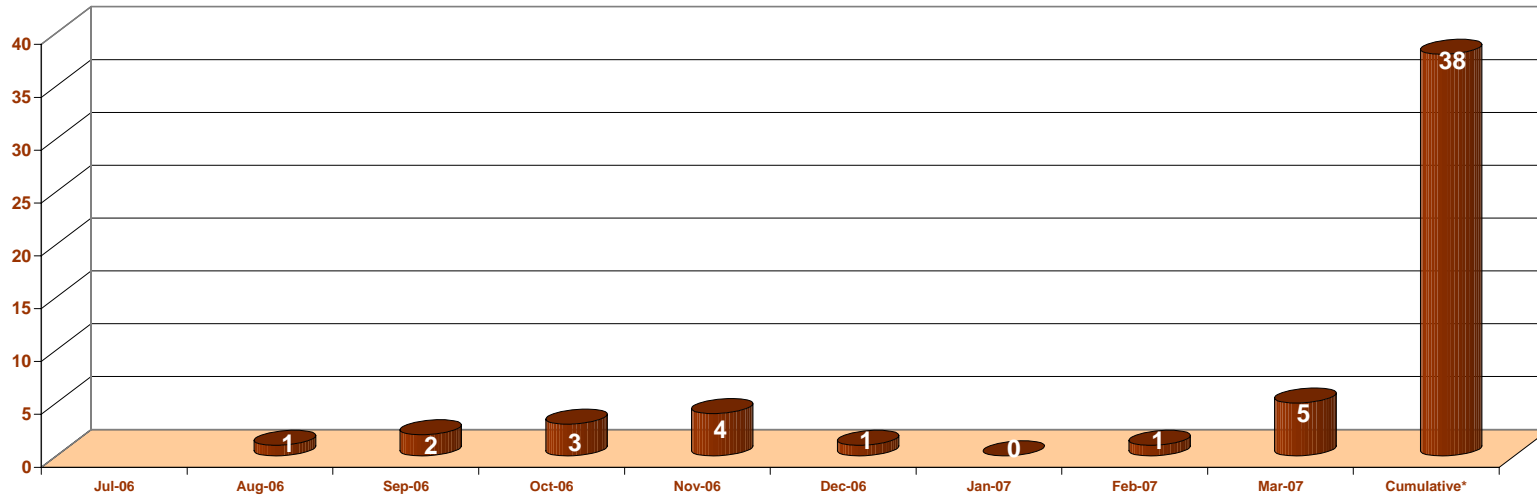
\*Cumulative total reflect totals from first of fiscal year to current report range and will not total monthly totals.

**WIA PARTICIPANT SUMMARY REPORT - 25% MERCED EXPANSION PROJECT (Grant Code: 528)**  
**PY 2006/07 - March 2007**  
**Report Range 07/2006 to 03/2007**

	QUEBECOR										Part. Plan	% of Plan
	Jul-06	Aug-06	Sep-06	Oct-06	Nov-06	Dec-06	Jan-07	Feb-07	Mar-07	Cumulative*	PY 06/07	Attained
<b>Total Participants</b>	24	25	31	35	40	41	39	41	46	48	50	96.0%
Participants Carried In	24	25	29	32	36	40	39	40	41	10		
New Participants Entering Grant		1	2	3	4	1		1	5	38	50	76.0%
<b>Total Participants Exiting WI</b>						2			13	15	50	30.0%
Entered Unsubsidized Employment						2			13	15	42	35.7%
Training Related									13	13	42	31.0%
Entered Military Service												
Entered Qualified Apprenticeship Program										11		
Entered Post-Secondary Education												
Entered Advanced Training												
Attained Recognized Certificate/Diploma/Degree									13	13		
Attained High School Diploma/GED												
Returned to Secondary School (Youth Only)												
Exits Excluded from Performance												
Other Exits						2			13	15	8	187.5%

Program Activities/Services Summary	Enrolled										PY 06/07	% of Plan
	Jul-06	Aug-06	Sep-06	Oct-06	Nov-06	Dec-06	Jan-07	Feb-07	Mar-07	Cumulative*		
Core Services (Registered)	20	21	29	35	40	41	39	41	46	48	50	96.0%
Intensive Services	19	20	4	7	8	9	10	10	12	12	50	24.0%
Training Services	10	11	9	12	12	13	14	14	16	16	45	35.6%
Youth Services												
Concurrent Program Participants	13	13	8	8	11	11	11	11	11	11		
Individual Training Accounts												
Goals Set (Younger Youth Only)												

**WIA PARTICIPANT SUMMARY**  
**25 % DISLOCATED WORKER AUGMENTATION: QUEBECOR**  
**New Participants Entering Grant**  
**PY 2006/2007 - March 2007**



Monthly totals are produced on the 20th of the following month and are not updated on a monthly basis. Late data entry are not updated for previous months, see cumulative totals for current total.

\*Cumulative total reflect totals from first of fiscal year to current report range and will not total monthly totals.

WIA PARTICIPANT SUMMARY REPORT - DWI/CVOC JOINT PROJECT (Grant Code: 537)

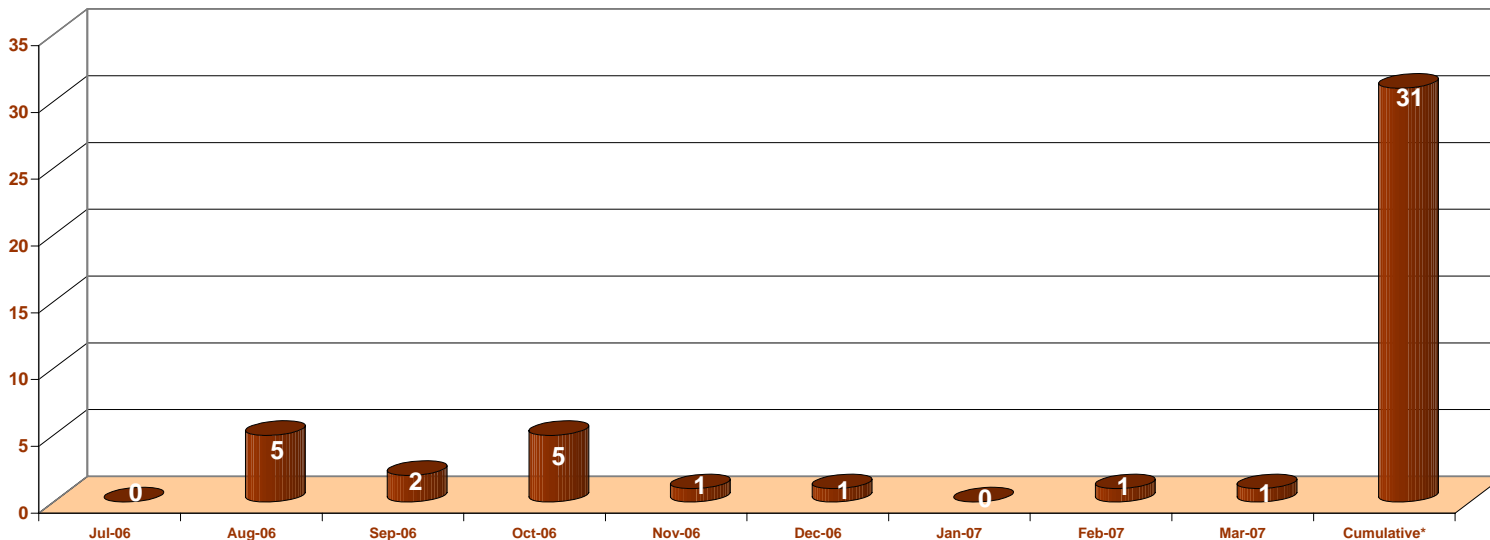
PY 2006/07 - March 2007

Report Range 07/2006 to 03/2007

	DWI/CVOC JOINT PROJECT										Part. Plan	% of Plan
	Jul-06	Aug-06	Sep-06	Oct-06	Nov-06	Dec-06	Jan-07	Feb-07	Mar-07	Cumulative*	PY 06/07	Attained
<b>Total Participants</b>	1	6	8	13	14	19	22	29	36	37	35	105.7%
Participants Carried In	1	1	6	8	13	18	22	28	35	6		
New Participants Entering Grant		5	2	5	1	1		1	1	31	35	88.6%
<b>Total Participants Exiting WI</b>				1					3	4	35	11.4%
Entered Unsubsidized Employment				1					2	3	29	10.3%
Training Related									2	2	20	10.0%
Entered Military Service												
Entered Qualified Apprenticeship Program												
Entered Post-Secondary Education												
Entered Advanced Training												
Attained Recognized Certificate/Diploma/Degree									2	2		
Attained High School Diploma/GED												
Returned to Secondary School (Youth Only)												
Exits Excluded from Performance												
Other Exits				1					3	4		

Program Activities/Services Summary	Enrolled											
	Jul-06	Aug-06	Sep-06	Oct-06	Nov-06	Dec-06	Jan-07	Feb-07	Mar-07	Cumulative*	PY 06/07	% of Plan
Core Services (Registered)	1	5	6	6	12	17	20	28	35	35	35	100.0%
Intensive Services	1	5	6	7	13	18	21	28	34	34	35	97.1%
Training Services		1	2	6	6	6	9	9	9	9	20	45.0%
Youth Services												
Concurrent Program Participants		1	2	2	4	8	9	15	21	21		
Individual Training Accounts				1	1	1	1	1	2	2		
Goals Set (Younger Youth Only)												

WIA PARTICIPANT SUMMARY - DWI/CVOC JOINT PROJECT  
New Participants Entering Grant  
PY 2006/2007 - March 2007



Monthly totals are produced on the 20th of the following month and are not updated on a monthly basis. Late data entry are not updated for previous months, see cumulative totals for current total.

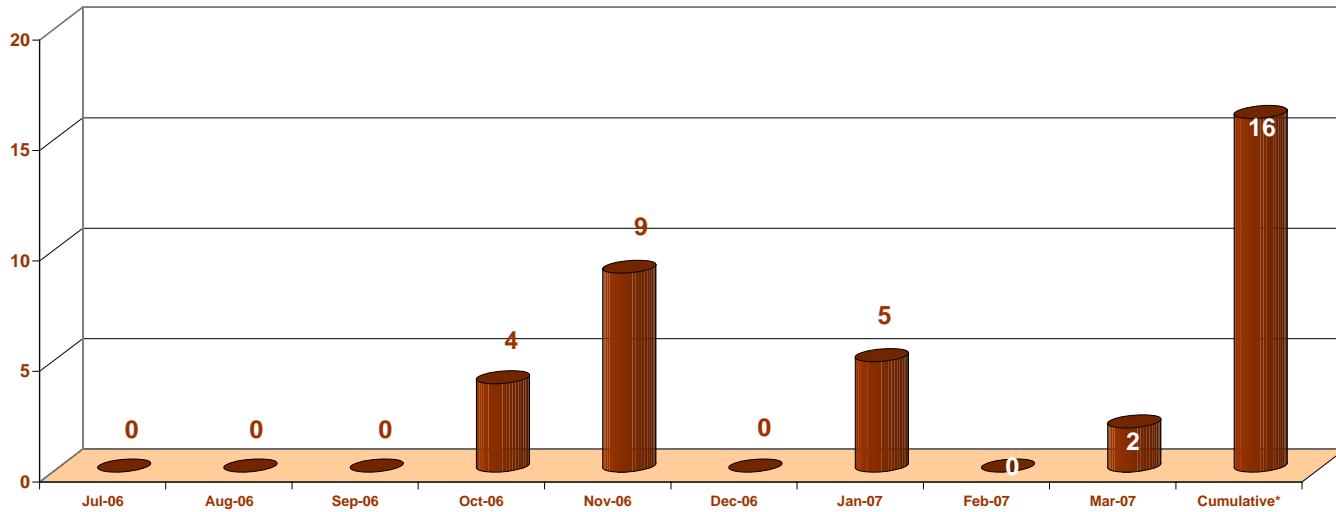
\*Cumulative total reflect totals from first of fiscal year to current report range and will not total monthly totals.

**WIA PARTICIPANT SUMMARY REPORT - HIGH CON. YOUTH (Grant Code: 648)**  
**PY 2006/07 - March 2007**  
**Report Range 07/2006 to 03/2007**

	High Concentration Youth Program									
	Jul-06	Aug-06	Sep-06	Oct-06	Nov-06	Dec-06	Jan-07	Feb-07	Mar-07	Cumulative*
<b>Total Participants</b>	25	25	25	29	38	38	22	38	24	41
Participants Carried In	25	25	25	25	29	38	17	38	39	25
New Participants Entering Grant				4	9		5		2	16
<b>Total Participants Exiting WI</b>									1	1
Entered Unsubsidized Employment										
Training Related										
Entered Military Service										
Entered Qualified Apprenticeship Program										
Entered Post-Secondary Education										
Entered Advanced Training										
Attained Recognized Certificate/Diploma/Degree										
Attained High School Diploma/GED										
Returned to Secondary School (Youth Only)									1	1
Exits Excluded from Performance										
Other Exits										

Program Activities/Services Summary	Enrolled									
	Jul-06	Aug-06	Sep-06	Oct-06	Nov-06	Dec-06	Jan-07	Feb-07	Mar-07	Cumulative*
Core Services (Registered)										
Intensive Services										
Training Services										
Youth Services	25	25	25	29	38	38	22	38	41	41
Concurrent Program Participants	22	22	22	26	35	35	22	35	35	35
Individual Training Accounts										
Goals Set (Younger Youth Only)					2					2

**WIA PARTICIPANT SUMMARY - HIGH CON. YOUTH (GRANT CODE: 648)**  
**New Participants Entering Grant**  
**PY 2006/2007 - March 2007**



Monthly totals are produced on the 20th of the following month and are not updated on a monthly basis. Late data entry are not updated for previous months, see cumulative totals for current total.

\*Cumulative total reflect totals from first of fiscal year to current report range and will not total monthly totals.

**WIA PARTICIPANT SUMMARY REPORT - NURSING PROGRAM (Grant Code: 693)**

**PY 2006/07 - March 2007**

**Report Range 07/2006 to 03/2007**

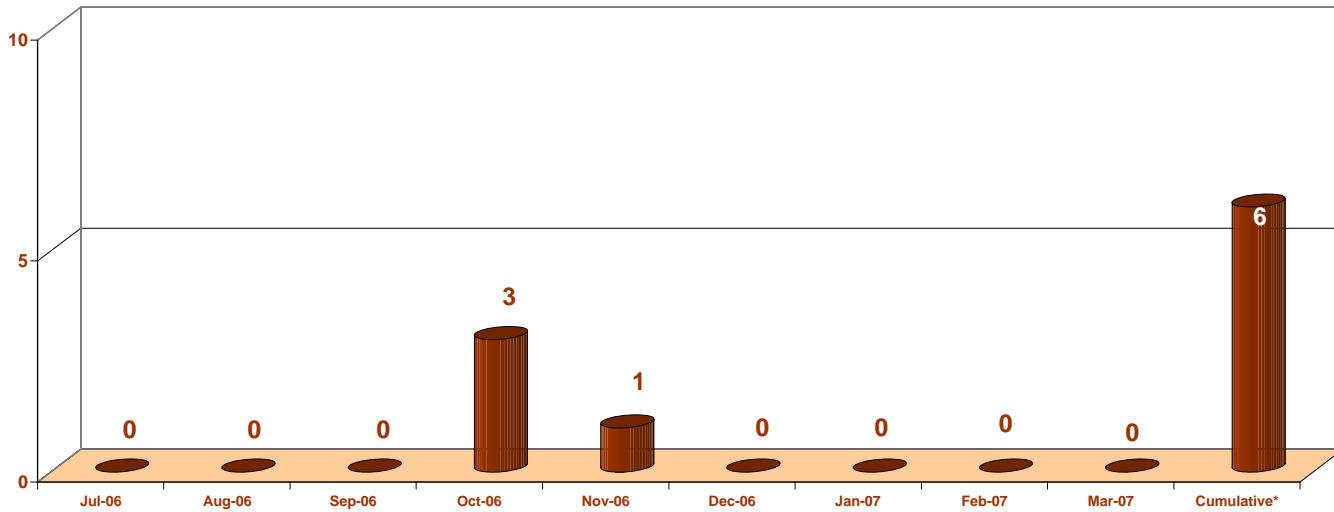
	Nursing Program									
	Jul-06	Aug-06	Sep-06	Oct-06	Nov-06	Dec-06	Jan-07	Feb-07	Mar-07	Cumulative*
<b>Total Participants</b>	40	40	40	39	40	42	41	41	41	46
Participants Carried In	40	40	40	36	39	42	41	41	41	40
New Participants Entering Grant				3	1					6
<b>Total Participants Exiting WI</b>			4			1			6	11
Entered Unsubsidized Employment			3						5	8
Training Related			3						4	7
Entered Military Service										
Entered Qualified Apprenticeship Program										
Entered Post-Secondary Education										
Entered Advanced Training										
Attained Recognized Certificate/Diploma/Degree			3						5	8
Attained High School Diploma/GED										
Returned to Secondary School (Youth Only)										
Exits Excluded from Performance										
Other Exits			4			1			6	11

Program Activities/Services Summary	Enrolled									
	Jul-06	Aug-06	Sep-06	Oct-06	Nov-06	Dec-06	Jan-07	Feb-07	Mar-07	Cumulative*
Core Services (Registered)	28	28	29	25	29	30	29	31	33	38
Intensive Services	35	36	36	32	36	38	37	39	39	44
Training Services	26	26	26	23	23	27	29	29	29	32
Youth Services										
Concurrent Program Participants	6	6	6	6	6	6	6	6	6	6
Individual Training Accounts	1	1	1	1	1	1	1	1	1	1
Goals Set (Younger Youth Only)										

**WIA PARTICIPANT SUMMARY - NURSING PROGRAM (GRANT CODE: 693)**

**New Participants Entering Grant**

**PY 2006/2007 - March 2007**



Monthly totals are produced on the 20th of the following month and are not updated on a monthly basis. Late data entry are not updated for previous months, see cumulative totals for current total.

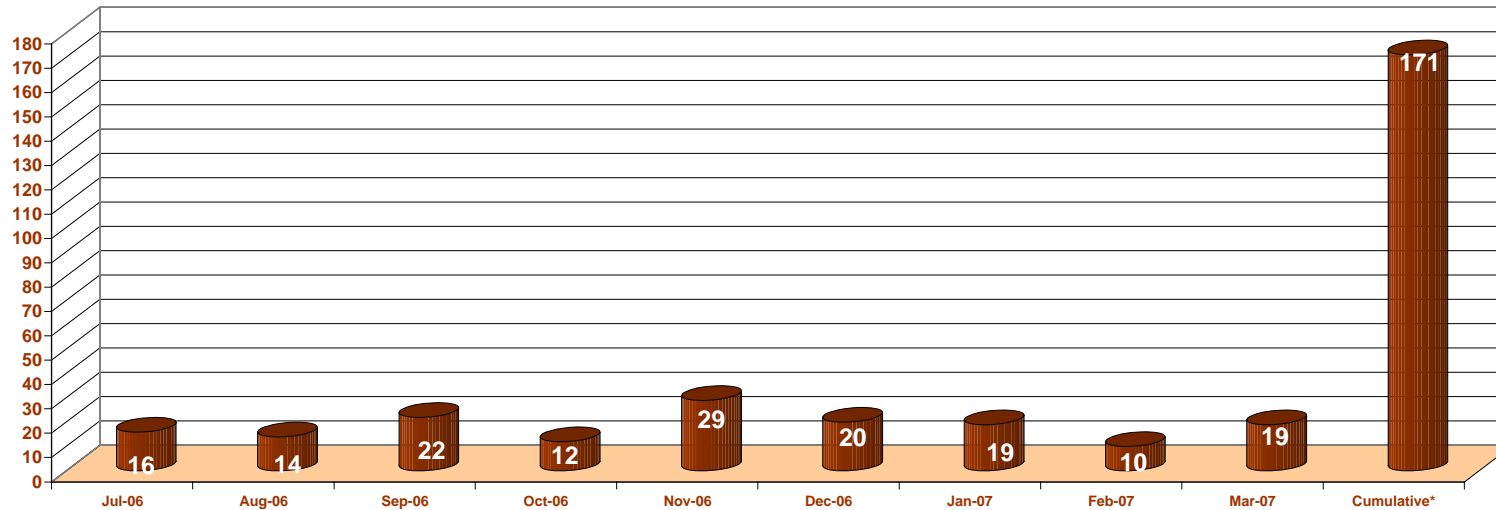
\*Cumulative total reflect totals from first of fiscal year to current report range and will not total monthly totals.

**WIA PARTICIPANT SUMMARY REPORT - 15% MERCED EXPANSION PROJECT (Grant Code: 787)**  
**PY 2006/07 - December 2006**  
**Report Range 07/2006 to 11/2006**

	Nursing Program										Part. Plan	% of Plan
	Jul-06	Aug-06	Sep-06	Oct-06	Nov-06	Dec-06	Jan-07	Feb-07	Mar-07	Cumulative*	PY 06/07	Attained
<b>Total Participants</b>	51	65	87	96	129	150	172	183	202	206	70	294.3%
Participants Carried In	35	51	65	84	100	130	153	173	183	35		
New Participants Entering Grant	16	14	22	12	29	20	19	10	19	171	70	244.3%
<b>Total Participants Exiting WI</b>			3			1			138	142	70	202.9%
Entered Unsubsidized Employment			3			1			138	142	59	240.7%
Training Related			1						42	43	59	72.9%
Entered Military Service												
Entered Qualified Apprenticeship Program												
Entered Post-Secondary Education												
Entered Advanced Training												
Attained Recognized Certificate/Diploma/Degree			1						40	41		
Attained High School Diploma/GED												
Returned to Secondary School (Youth Only)												
Exits Excluded from Performance												
Other Exits			3			1			136	140	11	1272.7%

Program Activities/Services Summary	Enrolled											
	Jul-06	Aug-06	Sep-06	Oct-06	Nov-06	Dec-06	Jan-07	Feb-07	Mar-07	Cumulative*		
Core Services (Registered)	51	65	86	95	128	149	170	181	201	205	70	292.9%
Intensive Services	3	10	16	26	27	34	44	45	52	52	70	74.3%
Training Services	6	8	17	29	29	36	45	47	49	50	55	90.9%
Youth Services												
Concurrent Program Participants	7	8	10	9	11	13	15	15	15	16		
Individual Training Accounts												
Goals Set (Younger Youth Only)												

**WIA PARTICIPANT SUMMARY - 15% MERCED EXPANSION PROJECT (GRANT CODE: 787)**  
**New Participants Entering Grant**  
**PY 2006/2007 - March 2007**



Monthly totals are produced on the 20th of the following month and are not updated on a monthly basis. Late data entry are not updated for previous months, see cumulative totals for current total.

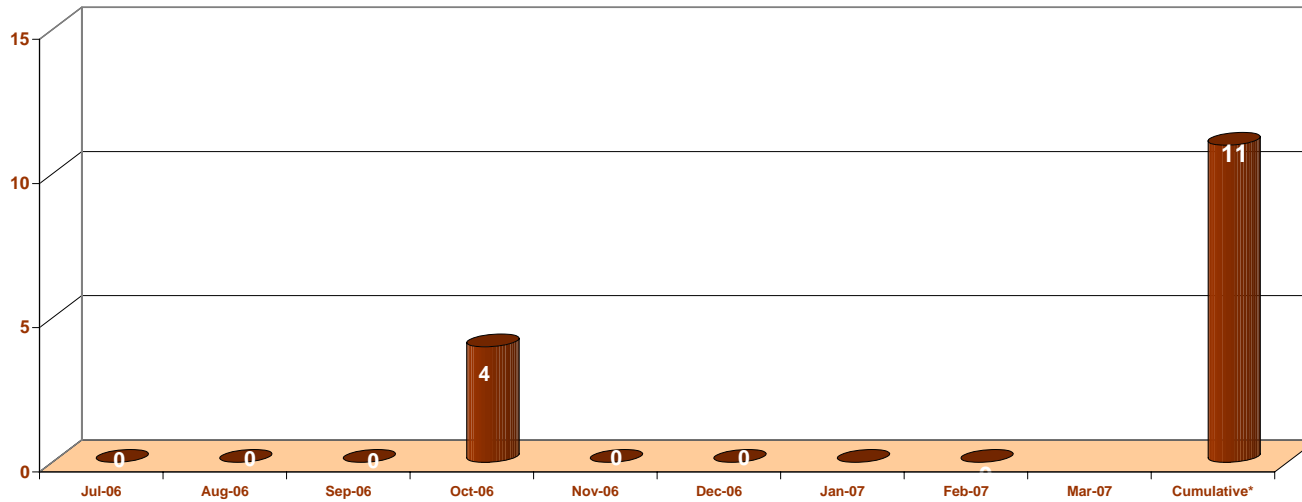
\*Cumulative total reflect totals from first of fiscal year to current report range and will not total monthly totals.

**WIA PARTICIPANT SUMMARY REPORT - OLDER YOUTH**  
**PY 2006/07 - March 2007**  
**Report Range 07/2006 to 03/2007**

	OLDER YOUTH										Part. Plan	% of Plan
	Jul-06	Aug-06	Sep-06	Oct-06	Nov-06	Dec-06	Jan-07	Feb-07	Mar-07	Cumulative*	PY 05/06	Attained
<b>Total Participants</b>	134	130	130	119	120	122	113	113	113	141	165	85.5%
Participants Carried In	134	130	130	115	120	122	113	113	113	130	135	96.3%
New Participants Entering Grant				4						11	30	36.7%
<b>Total Participants Exiting WI</b>			3			1			1	29	30	96.7%
Entered Unsubsidized Employment						1			1	22	35	62.9%
Training Related										6	10	60.0%
Entered Military Service												
Entered Qualified Apprenticeship Program												
Entered Post-Secondary Education			2							4	42	9.5%
Entered Advanced Training			1							1	5	
Attained Recognized Certificate/Diploma/Degree			2			1				19	10	190.0%
Attained High School Diploma/GED						1				2		
Returned to Secondary School (Youth Only)												
Exits Excluded from Performance										1		
Other Exits			2			1			1	25	42	59.5%

Program Activities/Services Summary	Enrolled										Cumulative*	PY 05/06	% of Plan
	Jul-06	Aug-06	Sep-06	Oct-06	Nov-06	Dec-06	Jan-07	Feb-07	Mar-07				
Core Services (Registered)													
Intensive Services	114	114	114	105	105	108	101	101	101	126			
Training Services	89	88	88	75	75	77	73	74	74	94			
Youth Services	132	128	128	117	118	120	111	111	111	139			
Concurrent Program Participants	51	50	50	41	41	41	39	38	38	52			
Individual Training Accounts													
Goals Set (Younger Youth Only)													

**WIA PARTICIPANT SUMMARY - OLDER YOUTH**  
**New Participants Entering Grant**  
**PY 2006/2007 - March 2007**



Monthly totals are produced on the 20th of the following month and are not updated on a monthly basis. Late data entry are not updated for previous months, see cumulative totals for current total.

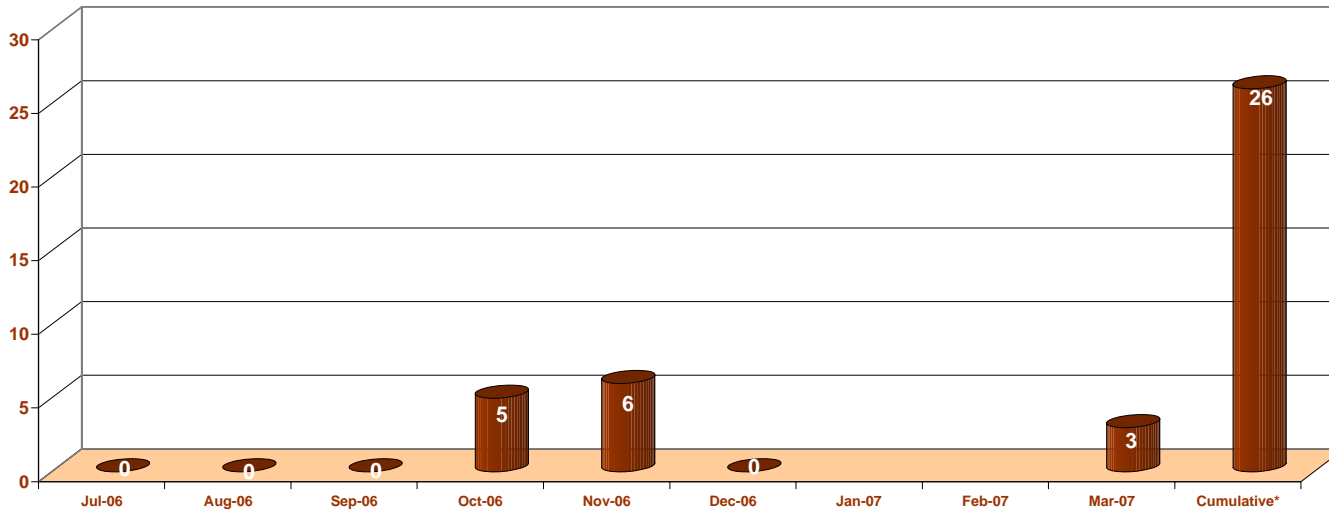
\*Cumulative total reflect totals from first of fiscal year to current report range and will not total monthly totals.

**WIA PARTICIPANT SUMMARY REPORT - YOUNGER YOUTH**  
**PY 2006/07 - March 2007**  
**Report Range 07/2006 to 03/2007**

	Younger Youth										Part. Plan	% of Plan
	Jul-06	Aug-06	Sep-06	Oct-06	Nov-06	Dec-06	Jan-07	Feb-07	Mar-07	Cumulative*	PY 05/06	Attained
<b>Total Participants</b>	455	452	452	318	317	318	305	306	307	479	510	93.9%
Participants Carried In	455	452	452	313	311	318	305	306	304	453	440	103.0%
New Participants Entering Grant	0	0	0	5	6	0			3	26	70	37.1%
<b>Total Participants Exiting WI</b>		1	79			3			3	175	220	79.5%
Entered Unsubsidized Employment			23			1				51	20	255.0%
Training Related			19							30	5	600.0%
Entered Military Service			2							4	3	133.3%
Entered Qualified Apprenticeship Program										0		
Entered Post-Secondary Education			43			1			1	87	110	79.1%
Entered Advanced Training										3	2	150.0%
Attained Recognized Certificate/Diploma/Degree			76			2			1	149		
Attained High School Diploma/GED			73			2			1	138	200	69.0%
Returned to Secondary School (Youth Only)			1						2	5	10	50.0%
Exits Excluded from Performance		1								1		
Other Exits			68			3			1	153	19	805.3%

Program Activities/Services Summary	Enrolled										PY 05/06	% of Plan	
	Jul-06	Aug-06	Sep-06	Oct-06	Nov-06	Dec-06	Jan-07	Feb-07	Mar-07	Cumulative*			
Core Services (Registered)													
Intensive Services	84	85	85	79	76	75	66	68	68	92			
Training Services	62	62	62	53	53	53	46	48	48	65			
Youth Services	455	452	452	318	317	318	305	306	307	479			
Concurrent Program Participants	283	281	281	183	183	185	175	174	171	298			
Individual Training Accounts													
Goals Set (Younger Youth Only)	4	16	4	21	46	24	25	43	27	259	389	66.6%	

**WIA PARTICIPANT SUMMARY - YOUNGER YOUTH**  
**New Participants Entering Grant**  
**PY 2006/2007 - March 2007**



Monthly totals are produced on the 20th of the following month and are not updated on a monthly basis. Late data entry are not updated for previous months, see cumulative totals for current total.

\*Cumulative total reflect totals from first of fiscal year to current report range and will not total monthly totals.

WIA PARTICIPANT CHARACTERISTICS SUMMARY  
Report Period: 7/2006 to 03/2007

	ENROLLED																				Total (All Grant Codes)	
	ADULT		DISLOCATED WORKER		511 DW AUGMEN		528 25% MERCED EXPANSION PROJECT		537 WIA-CVOC Joint Project		648 WIA-High Con. Yth		693 NURSING PROGRAM		787 15% MERCED EXPANSION PROJECT		301 OLDER YOUTH		301 YOUNGER YOUTH			
	#	%	#	%	#	%	#	%	#	%	#	%	#	%	#	%	#	%	#	%		
<b>Total</b>	513	100.0%	229	100.0%	25	100.0%	48	100.0%	37	100.0%	41	100.0%	46	100.0%	206	100.0%	141	100.0%	479	100.0%	1724	100.0%
<b>Female</b>	291	56.7%	119	52.0%	14	56.0%	11	22.9%	26	70.3%	22	53.7%	36	78.3%	66	32.0%	100	70.9%	245	51.1%	908	52.7%
<b>Male</b>	222	43.3%	110	48.0%	11	44.0%	37	77.1%	11	29.7%	19	46.3%	10	21.7%	140	68.0%	41	29.1%	234	48.9%	816	47.3%
<b>Age</b>																						
14-18	10	1.9%	1	0.4%							41	100.0%	1	2.2%	5	2.4%			479	100.0%	496	28.8%
19-21	79	15.4%	13	5.7%			5	10.4%	1	2.7%			4	8.7%	35	17.0%	141	100.0%			278	16.1%
22-29	184	35.9%	44	19.2%	1	4.0%	12	25.0%					21	45.7%	69	33.5%					331	19.2%
30-44	159	31.0%	75	32.8%	13	52.0%	22	45.8%	10	27.0%			17	37.0%	64	31.1%					360	20.9%
45-54	68	13.3%	64	27.9%	6	24.0%	6	12.5%	13	35.1%			3	6.5%	29	14.1%					189	11.0%
55-61	11	2.1%	30	13.1%	5	20.0%	3	6.3%	12	32.4%					4	1.9%					65	3.8%
62-64	1	0.2%																			1	0.1%
65 and over	1	0.2%	2	0.9%					1	2.7%											4	0.2%
<b>Race/Ethnicity</b>																						
American Indian / Alaskan Native	4	0.8%	6	2.6%	1	4.0%	2								3	1.5%	2		7		25	1.5%
Asian	84	16.4%	18	7.9%	2	8.0%	5	10.4%	2	5.4%	9	22.0%	2	4.3%	52	25.2%	21	14.9%	94	19.6%	280	16.2%
Black / African American	31	6.0%	19	8.3%	4	16.0%	3	6.3%	3	8.1%	2	4.9%	1	2.2%	13	6.3%	11	7.8%	38	7.9%	123	7.1%
Hawaiian Native / Other Pacific Islander	35	6.8%	5	2.2%	1	4.0%	3	6.3%					1	2.2%	24	11.7%	2	1.4%	2	0.4%	73	4.2%
White	150	29.2%	69	30.1%	7	28.0%	14	29.2%	7	18.9%	10	24.4%	28	60.9%	41	19.9%	17	12.1%	80	16.7%	413	24.0%
<b>Ethnicity</b>																						
Hispanic or Latino	228	44.4%	121	52.8%	10	40.0%	22	45.8%	26	70.3%	21	51.2%	15	32.6%	82	39.8%	91	64.5%	287	59.9%	882	51.2%
<b>Labor Force Status</b>																						
Employed	269	52.4%	4	1.7%			1	2.1%					28	60.9%	133	64.6%	26	18.4%	16	3.3%	477	27.7%
Unemployed	244	47.6%	225	98.3%	25	100.0%	47	97.9%	37	100.0%	41	100.0%	18	39.1%	73	35.4%	115	81.6%	463	96.7%	1247	72.3%
UI Claimant	23	4.5%	170	74.2%	21	84.0%	27	56.3%	33	89.2%			1	2.2%	3	1.5%	2	1.4%	1	0.2%	281	16.3%
UI Exhaustee	12	2.3%	44	19.2%	4	16.0%	17	35.4%	3	8.1%					6	2.9%	1	0.7%			87	5.0%
<b>Barriers to Employment</b>																						
Disabled	9	1.8%	4	1.7%			1	2.1%			41	100.0%	1	2.2%	2	1.0%	8	5.7%	135	28.2%	160	9.3%
Limited English Proficiency	38	7.4%	6	2.6%			3	6.3%	2	5.4%	3	7.3%			32	15.5%	12	8.5%	32	6.7%	125	7.3%
Single Parent	129	25.1%	40	17.5%	2	8.0%	7	14.6%	5	13.5%			14	30.4%	43	20.9%	25	17.7%	16	3.3%	281	16.3%
Work Profiling Reemployment Services Referral	3	0.6%	25	10.9%			3	6.3%	5	13.5%											36	2.1%
Low Income	268	52.2%	91	39.7%	5	20.0%	21	43.8%	12	32.4%	41	100.0%	22	47.8%	110	53.4%	139	98.6%	463	96.7%	1131	65.6%
Displaced Homemaker			1	0.4%																	1	0.1%
Offender	40	7.8%	11	4.8%	1	4.0%	6	12.5%	1	2.7%			2	4.3%	26	12.6%	9	6.4%	31	6.5%	127	7.4%
Homeless	2	0.4%													5	3.5%	4	0.8%			11	0.6%
Runaway Youth											1	2.4%			2	1.4%	7	1.5%			9	0.5%
Pregnant Parenting Youth											2	4.9%					43	30.5%	30	6.3%	73	4.2%
Youth Needing Additional Assistance											41	100.0%					140	99.3%	473	98.7%	613	35.6%
Basic Literacy Skills Deficient	106	20.7%	79	34.5%	9	36.0%	6	12.5%	20	54.1%	41	100.0%	10	21.7%	9	4.4%	129	91.5%	443	92.5%	811	47.0%
Substance Abuse	2	0.4%	1	0.4%													3	2.1%	16	3.3%	22	1.3%
Foster Youth											2	4.9%			1	0.7%	14	2.9%			15	0.9%

\*Cumulative total reflect totals from first of fiscal year to current report range and will not total monthly totals.

EXITED

	ADULT		DISLOCATED WORKER		511 DW AUGMEN		528 25% MERCED EXPANSION PROJECT		537 WIA-CVOC Joint Project		648 WIA-High Con. Yth		693 NURSING PROGRAM		787 15% MERCED EXPANSION PROJECT		301 OLDER YOUTH		301 YOUNGER YOUTH		Total (All Grant Codes)	
	#	%	#	%	#	%	#	%	#	%	#	%	#	%	#	%	#	%	#	%	#	%
<b>Total</b>	294	100.0%	102	100.0%	20	100.0%	15	100.0%	4	100.0%	1	100.0%	5	100.0%	142	100.0%	29	100.0%	175	100.0%	786	100.0%
<b>Female</b>	161	54.8%	53	52.0%	11	55.0%	1		1	25.0%			5	100.0%	51	35.9%	15	51.7%	84	48.0%	382	48.6%
<b>Male</b>	133	45.2%	49	48.0%	9	45.0%	14	93.3%	3	75.0%	1	100.0%			91	64.1%	14	48.3%	91	52.0%	404	51.4%
<b>Age</b>																						
14-18	5	1.7%									1	100.0%			4	2.8%			175	100.0%	184	23.4%
19-21	49	16.7%	5	4.9%									1	20.0%	24	16.9%	29	100.0%			108	13.7%
22-29	102	34.7%	24	23.5%	1	5.0%	4	26.7%							49	34.5%					180	22.9%
30-44	90	30.6%	38	37.3%	11	55.0%	8	53.3%	2	50.0%			4	80.0%	42	29.6%					195	24.8%
45-54	42	14.3%	26	25.5%	5	25.0%	1	6.7%	1	25.0%					20	14.1%					95	12.1%
55-61	6	2.0%	8	7.8%	3	15.0%	2	13.3%	1	25.0%					3	2.1%					23	2.9%
62-64																						
65 and over			1	1.0%																	1	0.1%
<b>Race/Ethnicity</b>																						
American Indian / Alaskan Native	3	1.0%	3	2.9%	1	5.0%									2	1.4%			4	2.3%	13	1.7%
Asian	43	14.6%	9	8.8%	2	10.0%	1	6.7%	1	25.0%			1	20.0%	37	26.1%	7	24.1%	41	23.4%	142	18.1%
Black / African American	18	6.1%	7	6.9%	2	10.0%			1	25.0%	1	100.0%			8	5.6%	2	6.9%	19	10.9%	57	7.3%
Hawaiian Native / Other Pacific Islander	20	6.8%	2	2.0%	1	5.0%	1	6.7%							15	10.6%	1	3.4%	1	0.6%	41	5.2%
White	82	27.9%	34	33.3%	6	30.0%	7	46.7%	1	25.0%			3	60.0%	29	20.4%	5	17.2%	32	18.3%	199	25.3%
<b>Ethnicity</b>																						
Hispanic or Latino	137	46.6%	51	50.0%	8	40.0%	2.7%	0.2%	2	50.0%			1	20.0%	57	40.1%	15	51.7%	90	51.4%	361.0267	45.9%
<b>Labor Force Status</b>																						
Employed	147	50.0%	3	2.9%									2	40.0%	91	64.1%	7	24.1%	8	4.6%	258	32.8%
Unemployed	147	50.0%	99	97.1%	20	100.0%	15	100.0%			1	100.0%	3	60.0%	51	35.9%	22	75.9%	167	95.4%	524	66.7%
UI Claimant	14	4.8%	75	73.5%	17	85.0%	11	73.3%	4	100.0%					1	0.7%					122	15.5%
UI Exhaustee	10	3.4%	18	17.6%	3	15.0%	3	20.0%	4	100.0%					5	3.5%					43	5.5%
<b>Barriers to Employment</b>																						
Disabled	2	0.7%	3	2.9%							1	100.0%					3	10.3%	67	38.3%	75	9.5%
Limited English Proficiency	22	7.5%	2	2.0%			1	6.7%							19	13.4%	3	10.3%	16	9.1%	63	8.0%
Single Parent	77	26.2%	21	20.6%	2	10.0%	1	6.7%	1	25.0%			4	80.0%	30	21.1%	5	17.2%	3	1.7%	144	18.3%
Work Profiling Reemployment Services Referral	3	1.0%	11	10.8%			2	13.3%							75	52.8%					16	2.0%
Low Income	163	55.4%	42	41.2%	5	25.0%	2	13.3%	1	25.0%	1	100.0%	3	60.0%	75	52.8%	29	100.0%	168	96.0%	488	62.1%
Displaced Homemaker			1	1.0%																	1	0.1%
Offender	28	9.5%	4	3.9%	1	5.0%	1	6.7%	1	25.0%					19	13.4%	1	3.4%	10	5.7%	65	8.3%
Homeless	2	0.7%															3	10.3%	3	1.7%	8	1.0%
Runaway Youth																	1	3.4%	1	0.6%	2	0.3%
Pregnant Parenting Youth																	7	24.1%	5	2.9%	12	1.5%
Youth Needing Additional Assistance											1	100.0%					29	100.0%	172	98.3%	201	25.6%
Basic Literacy Skills Deficient	57	19.4%	31	30.4%	6	30.0%	3	20.0%			1	100.0%	1	20.0%	7	4.9%	29	100.0%	165	94.3%	299	38.0%
Substance Abuse Foster Youth	1	0.3%	1	1.0%															5	2.9%	7	0.9%
																			8	4.6%	8	1.0%

\*Cumulative total reflect totals from first of fiscal year to current report range and will not total monthly totals.

**TO: Workforce Investment Board**

**DATE: 5/10/07**

**FROM: WIB Staff**

**For Action**

**For Information**

**For Discussion**

**SUBJECT:** Fiscal Report for FY 2006/07

**PROPOSED MOTION(S):** None. Information Only.

**DISCUSSION:** Attached is the Fiscal Report for Fiscal Year 2006/07 covering July 1, 2006 through March 31, 2007. This report shows all WIA funds available for Fiscal Year 2006/07, accrued expenditures through March 31, 2007, and obligations as of March 31, 2007. Staff will be present at the meeting to answer questions.

**ATTACHMENT(S):**

FY 2006/07 Fiscal Report

**MERCED COUNTY DEPARTMENT OF WORKFORCE INVESTMENT  
FISCAL REPORT FOR FINANCE COMMITTEE  
For Fiscal Year 2006/2007  
July 1, 2006 - June 30, 2007  
Through 03/31/07**

Target 75.00%

AVAILABLE FUNDS			BUDGET					ACTUAL			OBLIGATIONS			COMMITTED - AVAILABLE		
	Carryover Funds From 05/06	Appropriation FY 06/07	Planned for New Funds Based on Plan Mod 7/1/06 to 6/30/07	Budget for Available Funds	Budget Adjustments	Revised Budget	Accrued Expense FY to Date	Available	Percent Expended to Date	Total Obligated Funds	Available after Obligations	Percent Spent + Obligated	Total Committed Funds	Available after Committed	Pct Spent + Obligated + Committed	
<b>ADULT</b>			Core A \$ 302,521	\$ 363,442		\$ 363,442	\$ 316,695	\$ 46,746	87.14%	\$ 8,034	\$ 38,712	89.35%	\$ 38,712	\$ -	100.00%	
06/07 Allocation		\$ 1,417,578	Core B \$ 417,698	\$ 501,813		\$ 501,813	\$ 366,072	\$ 135,741	72.95%	\$ 7,920	\$ 127,821	74.53%	\$ 127,821	\$ -	100.00%	
			Intensive \$ 112,825	\$ 135,545		\$ 135,545	\$ 67,371	\$ 68,174	49.70%	\$ 1,489	\$ 66,685	50.80%	\$ 66,685	\$ -	100.00%	
			Training \$ 442,777	\$ 531,942		\$ 531,942	\$ 392,734	\$ 139,208	73.83%	\$ 81,541	\$ 57,666	89.16%	\$ 57,666	\$ -	100.00%	
PY Cash Balances 6/30/06	\$ 285,467		Total \$ 1,275,821	\$ 1,532,741	\$ -	\$ 1,532,741	\$ 1,142,873	\$ 389,869	74.56%	\$ 98,984	\$ 290,885	81.02%	\$ 290,884	\$ -	100.00%	
	\$ 285,467	\$ 1,417,578														
<b>DISPLACED WORKER</b>			Core A \$ 435,257	\$ 499,270		\$ 499,270	\$ 283,110	\$ 216,160	56.70%	\$ 9,415	\$ 206,745	58.59%	\$ 206,745	\$ -	100.00%	
06/07 Allocation		\$ 1,360,252	Core B \$ 393,672	\$ 451,569		\$ 451,569	\$ 323,322	\$ 128,247	71.60%	\$ 7,759	\$ 120,488	73.32%	\$ 120,488	\$ -	100.00%	
			Intensive \$ 118,881	\$ 136,365		\$ 136,365	\$ 67,832	\$ 68,533	49.74%	\$ 1,020	\$ 67,513	50.49%	\$ 67,513	\$ -	100.00%	
			Training \$ 276,417	\$ 317,069		\$ 317,069	\$ 227,672	\$ 89,398	71.81%	\$ 37,779	\$ 51,619	83.72%	\$ 51,619	\$ -	100.00%	
PY Cash Balances 6/30/06	\$ 200,051		Total \$ 1,224,227	\$ 1,404,273	\$ -	\$ 1,404,273	\$ 901,935	\$ 502,338	64.23%	\$ 55,973	\$ 446,365	68.21%	\$ 446,365	\$ -	100.00%	
	\$ 200,051	\$ 1,360,252														
<b>YOUTH</b>			In School \$ 977,677	\$ 1,482,585	\$ (250,000)	\$ 1,232,585	\$ 720,163	\$ 512,421	58.43%	\$ 280,398	\$ 232,024	81.18%	\$ 232,024	\$ -	100.00%	
06/07 Allocation		\$ 1,551,870	Out of School \$ 419,006	\$ 635,393	\$ 250,000	\$ 885,393	\$ 553,893	\$ 331,500	62.56%	\$ 197,679	\$ 133,822	84.89%	\$ 133,822	\$ -	100.00%	
PY Cash Balances 6/30/06	\$ 801,439		Total \$ 1,396,683	\$ 2,117,978	\$ -	\$ 2,117,978	\$ 1,274,056	\$ 843,922	60.15%	\$ 478,077	\$ 365,845	82.73%	\$ 365,846	\$ -	100.00%	
	\$ 801,439	\$ 1,551,870														
<b>ADMINISTRATIVE</b>			Total Admin \$ 432,969	\$ 561,665	\$ -	\$ 561,665	\$ 246,496	\$ 315,168	43.89%	\$ 6,727	\$ 308,441	45.08%	\$ 308,441	\$ -	100.00%	
<b>All Formula Grants</b>	\$ 1,286,957	\$ 4,329,700	Total \$ 4,329,700	\$ 5,616,657	\$ -	\$ 5,616,657	\$ 3,565,361	\$ 2,051,296	63.48%	\$ 639,760	\$ 1,411,536	74.87%	\$ 1,411,536	\$ -	100.00%	
<b>RAPID RESPONSE/15%/25%</b>			Rapid Resp. \$ 278,173	\$ 278,173		\$ 278,173	\$ 197,694	\$ 80,479	71.07%	\$ 9,221	\$ 71,259	74.38%	\$ 71,259	\$ -	100.00%	
Formula Rapid Response (540,541)		\$ 278,173	Health Link \$ 354,331	\$ 354,331		\$ 354,331	\$ 284,922	\$ 69,409	80.41%	\$ 69,409	\$ 0.00	100.00%	\$ -	\$ -	100.00%	
Health Link Nursing Grant (693)	\$ 354,331		CVOC \$ 175,000	\$ 175,000		\$ 175,000	\$ 101,316	\$ 73,684	57.89%	\$ 33,116	\$ 40,568	76.82%	\$ 40,568	\$ -	100.00%	
CVOC/DWI Joint Project (537)		\$ 175,000	Quebecor \$ 424,843	\$ 424,843		\$ 424,843	\$ 330,211	\$ 94,632	77.73%	\$ 46,985	\$ 47,647	88.78%	\$ 47,647	\$ -	100.00%	
Quebecor Expansion (528,787)		\$ 424,843	HCoY \$ 55,000	\$ 84,284	\$ -	\$ 84,284	\$ 43,034	\$ 41,250	51.06%	\$ 41,250	\$ -	100.00%	\$ -	\$ -	100.00%	
High Concentration of Youth (648)	\$ 29,284	\$ 55,000	Total \$ 933,016	\$ 1,316,631	\$ -	\$ 1,316,631	\$ 957,176	\$ 359,455	72.70%	\$ 199,981	\$ 159,474	87.89%	\$ 159,474	\$ -	100.00%	
	\$ 383,615	\$ 933,016														
<b>INCENTIVE AWARDS</b>			Incentive \$ -	\$ 23,264	\$ -	\$ 23,264	\$ 1,000	\$ 22,264	4.30%	\$ -	\$ 22,264	4.30%	\$ 22,264	\$ -	100.00%	
06/07 Award (Amount TBD)		\$ 23,264	Total \$ -	\$ 23,264	\$ -	\$ 23,264	\$ 1,000	\$ 22,264	4.30%	\$ -	\$ 22,264	4.30%	\$ 22,264	\$ -	100.00%	
PY Cash Balances 6/30/06	\$ 23,264															
	\$ 23,264	\$ -														
<b>OTHER (DoL, Contract, etc.)</b>			LVN Project \$ 1,850,443	\$ 1,850,443		\$ 1,850,443	\$ 57,997	\$ 1,792,446	3.13%	\$ 1,322,868	\$ 469,578	74.62%	\$ 469,578	\$ -	100.00%	
Federal LVN Grant*		\$ 1,850,443	San Joaquin \$ 19,585	\$ 19,585		\$ 19,585	\$ -	\$ 19,585	0.00%	\$ -	\$ 19,585	0.00%	\$ 19,585	\$ -	100.00%	
San Joaquin Manufacturing Contract		\$ 19,585	Madera \$ 150,000	\$ 150,000	\$ -	\$ 150,000	\$ 98,928	\$ 51,072	65.95%	\$ 51,072	\$ -	100.00%	\$ -	\$ -	100.00%	
Madera Dislocated Worker Contract		\$ 150,000	Total \$ 2,020,028	\$ 2,020,028	\$ -	\$ 2,020,028	\$ 156,925	\$ 1,863,103	7.77%	\$ 1,373,940	\$ 489,163	75.78%	\$ 489,163	\$ -	100.00%	
	\$ -	\$ 2,020,028														

\* Amount represents entire three-year Federal LVN Grant Award, which is immediately available.

- BUDGET:** Includes all funds available for fiscal year based on Plan submitted to EDD, revised in accordance with latest appropriations information received from Chief, Workforce Investment Division.  
Formula Administrative Funds lose their identity upon appropriation.  
Includes PY 06/07 HCoY Grant (648) funds, contract let with formal notification pending.  
Health Link (Nurse) Grant (693) Carryover represents the FY06/07 portion of the grant
- OBLIGATIONS:** Includes funds obligated in contracts and ITA's  
Does NOT include funds committed for operations.
- COMMITTED:** Includes projected staff personnel and overhead costs for current FY in all lines except Federal LVN Grant, where it includes costs for life of grant.
- AVAILABLE:** Balance after expenditures and obligations

**Youth Expenditures %'s to date**  
In-School Youth 56.53%  
Out-of-School Youth 43.47%

**MERCED COUNTY DEPARTMENT OF WORKFORCE INVESTMENT  
WIA CONTRACTS**

Contract/Vendor Name	Contract Number	Total Contract Amt	Start Date	End Date	Contract Balance	Budget 2006/07 Only	* Expenditures To-Date	** Inv's Rec'd Not Yet Pd	*** Inv Through	**** % Billed	Comments
Merced Adult School, PLATO Lab (ERC)	2006104	\$ 25,932	07/01/06	06/30/07	\$ 25,932.00	\$ 25,932.00	\$ -		Mar '07	0%	
Merced College-LB Campus PLATO Lab	2006133	\$ 64,417	07/01/06	06/30/07	\$ 31,109.59	\$ 64,417.00	\$ 33,307.41		Mar '07	52%	
Merced College-LVN	2005108	\$ 106,914	07/01/05	12/31/06	\$ 8,909.94	\$ 106,914.00	\$ 98,004.06		Dec '06	92%	
Merced College-RN	2006146	\$ 179,721	07/01/06	06/30/07	\$ 109,829.64	\$ 179,721.00	\$ 69,891.36		Dec '06	39%	Invoiced at end of semester
Merced County Office of Education-ISY	2006193	\$ 745,721	07/01/06	06/30/07	\$ 277,859.19	\$ 745,721.00	\$ 406,752.70	\$ 61,109.11	Mar '07	63%	Pending corrections
Merced County Office of Education-OSY	2006194	\$ 567,485	07/01/06	06/30/07	\$ 193,231.49	\$ 567,485.00	\$ 320,955.23	\$ 53,298.28	Mar '07	66%	Pending corrections
Merced County Office of Education-HC	2006030	\$ 62,500	11/01/05	06/30/06	\$ -	\$ 62,500.00	\$ 62,500.00		Dec '06	100%	
Merced County Office of Education-HC	2007053	\$ 55,000	12/01/06	12/31/07	\$ 55,000.00	\$ 55,000.00	\$ -		Feb '07	0%	
Yosemite Community College	10705	\$ 2,490.00	07/01/06	06/30/07	\$ 2,490.00	\$ 2,490.00	\$ -			0%	
		<b>\$ 1,810,180.00</b>			<b>\$ 704,361.85</b>	<b>\$ 1,810,180.00</b>	<b>\$ 991,410.76</b>	<b>\$ 114,407.39</b>			

\* Expenditures To-Date include entire contract period.

\*\* Inv's Rec'd Not Yet Pd include invoices recently received and invoices requiring corrections/backup.

\*\*\* Invoiced Through shows latest dates of service covered by invoices.

\*\*\*\* % Billed is of entire contract, not just current year.

Updated 4/26/07

### Enterprise Zone Deposits 2006 - 2007

	Company	Deposit No.	Deposit Date	Check No.	DWI Fee	State Fee	Total	Month Total
Jul-06	McLane Sun East, Inc#3804	000147	07/07/06	86259	\$ 40.00	\$ 10.00	\$ 50.00	
	Malibu Boats West, Inc.	000147	07/07/06	9162	\$ 240.00	\$ 60.00	\$ 300.00	
	Save Mart Supermarkets db	000391	07/14/06	14890	\$ 40.00	\$ 10.00	\$ 50.00	
	Valley Health Medical Supply	000621	07/21/06	1156	\$ 120.00	\$ 30.00	\$ 150.00	
	County Bank	000621	07/21/06	105954	\$ 40.00	\$ 10.00	\$ 50.00	
	JSA Restaurant dbd McDonalds	000621	07/21/06	1975	\$ 40.00	\$ 10.00	\$ 50.00	
	Save Mart Supermarkets db	000621	07/21/06	15188	\$ 40.00	\$ 10.00	\$ 50.00	
	Costco Wholesale	000621	07/21/06	15188	\$ 80.00	\$ 20.00	\$ 100.00	
	La'Nita	00871	07/28/06	2495	\$ 40.00	\$ 10.00	\$ 50.00	
	Richwood Meat Company Inc.	00871	07/28/06	132514	\$ 80.00	\$ 20.00	\$ 100.00	
	Capital Corp of the West	00872	07/28/06	106297	\$ 40.00	\$ 10.00	\$ 50.00	
	Ralph's Auto Sales	001113	08/04/06	4920	\$ 560.00	\$ 140.00	\$ 700.00	\$ 1,700.00
Aug-06	Anthony Abbata dba McDonalds	001113	08/04/06	1988	\$ 40.00	\$ 10.00	\$ 50.00	
	Anthony Abbata dba McDonalds	001361	08/11/06	1991	\$ 40.00	\$ 10.00	\$ 50.00	
	Bonander Pontiac Inc. dba	001361	08/11/06	1227	\$ 320.00	\$ 80.00	\$ 400.00	
	Bonander Pontiac Inc. dba	001361	08/11/06	1230	\$ 80.00	\$ 20.00	\$ 100.00	
	Merced VW Kia Daewoo	001361	08/11/06	36036	\$ 40.00	\$ 10.00	\$ 50.00	
	K & G Foods Inc dba	001604	08/18/06	3576	\$ 240.00	\$ 60.00	\$ 300.00	
	Olde World Corp	001604	08/18/06	2424	\$ 40.00	\$ 10.00	\$ 50.00	
	Save Mart Supermarkets db	001604	08/18/06	16268	\$ 80.00	\$ 20.00	\$ 100.00	
	Anthony Abbata dba McDonalds	001889	08/25/06	2005	\$ 40.00	\$ 10.00	\$ 50.00	
	Anthony Abbata dba McDonalds	001889	08/25/06	2006	\$ 40.00	\$ 10.00	\$ 50.00	
	County Bank	001889	08/25/06	106539	\$ 40.00	\$ 10.00	\$ 50.00	
	Merced VW Kia Daewoo	001889	08/25/06	36227	\$ 40.00	\$ 10.00	\$ 50.00	
	Sun Garden - Gangi Cannin	001889	08/25/06	5589	\$ 40.00	\$ 10.00	\$ 50.00	
	Merced Toyota	002048	08/30/06	3930	\$ 120.00	\$ 30.00	\$ 150.00	
	Anthony Abbata dba McDonalds	002048	08/30/06	2013	\$ 40.00	\$ 10.00	\$ 50.00	
	Richwood Meat Company Inc.	002048	08/30/06	133028	\$ 40.00	\$ 10.00	\$ 50.00	
	Tim Razzari Nissan	002048	08/30/06	15863	\$ 40.00	\$ 10.00	\$ 50.00	
	Tim Razzari Ford	002048	08/30/06	112379	\$ 120.00	\$ 30.00	\$ 150.00	
	Tim Razzari Dodge	002048	08/30/06	44298	\$ 160.00	\$ 40.00	\$ 200.00	
	Merced Toyota	002077	08/31/06	3937	\$ 40.00	\$ 10.00	\$ 50.00	
Tim Razzari Dodge	002077	08/31/06	44308	\$ 40.00	\$ 10.00	\$ 50.00	\$ 2,100.00	
Golden Valley Engineering	002334	09/18/06	4235	\$ 120.00	\$ 30.00	\$ 150.00		

	Save Mart Supermarkets db	002334	09/18/06	16888	\$	40.00	\$	10.00	\$	50.00	
	Anthony Abbata dba McDonalds	002837	09/22/06	2026	\$	80.00	\$	20.00	\$	100.00	
	<b>John Rohrer Construction</b>	<b>002837</b>	<b>09/22/06</b>	<b>1388</b>	<b>\$</b>	<b>280.00</b>	<b>\$</b>	<b>70.00</b>	<b>\$</b>	<b>350.00</b>	
	Surgical Group of Merced	002837	09/22/06	1376	\$	80.00	\$	20.00	\$	100.00	
90-06	Anthony Abbata dba McDonalds	002837	09/22/06	2035	\$	40.00	\$	10.00	\$	50.00	
	Save Mart Supermarkets db	002837	09/22/06	17299	\$	80.00	\$	20.00	\$	100.00	
	Merced Toyota	003088	09/29/06	3964	\$	40.00	\$	10.00	\$	50.00	
	Merced VW Kia Daewoo	003088	09/29/06	36484	\$	40.00	\$	10.00	\$	50.00	
	E & J Gallo Winery	003088	09/29/06	5633	\$	160.00	\$	40.00	\$	200.00	
	Access Dental	003088	09/29/06	18574	\$	40.00	\$	10.00	\$	50.00	
	Wal-Mart WL - 2039	003088	09/29/06	5545	\$	360.00	\$	90.00	\$	450.00	
	Lowe's Home Improvement	003088	09/29/06	5545	\$	440.00	\$	110.00	\$	550.00	<b>\$ 2,250.00</b>
	JSA Restaurant dbd McDonalds	003375	10/06/06	2043	\$	40.00	\$	10.00	\$	50.00	
	<b>Sensient Dehydrated Flavor</b>	<b>003551</b>	<b>10/12/06</b>	<b>3772</b>	<b>\$</b>	<b>560.00</b>	<b>\$</b>	<b>140.00</b>	<b>\$</b>	<b>700.00</b>	
	O'Keeffe's inc.	003551	10/12/06	2050	\$	80.00	\$	20.00	\$	100.00	
	Auto Zone West Inc.	003551	10/12/06	827604	\$	160.00	\$	40.00	\$	200.00	
	JSA Restaurant dbd McDonalds	003551	10/12/06	2055	\$	40.00	\$	10.00	\$	50.00	
	G & J Gallo Winery	003551	10/12/06	5666	\$	1,720.00	\$	430.00	\$	2,150.00	
	O'Keeffe's inc.	003551	10/12/06	2058	\$	80.00	\$	20.00	\$	100.00	
	Guardo Security Services	003551	10/12/06	18466	\$	40.00	\$	10.00	\$	50.00	
	Safeway #8245	003552	10/12/06	9355	\$	160.00	\$	40.00	\$	200.00	
90-06	Dedicated Management Gro	003552	10/12/06	2168207	\$	720.00	\$	180.00	\$	900.00	
	Wal-Mart WL - 2039	003552	10/12/06	2168207	\$	920.00	\$	230.00	\$	1,150.00	
	FP Stores, Inc. 640	003552	10/12/06	2168207	\$	120.00	\$	30.00	\$	150.00	
	QC holdings #683	003552	10/12/06	2168207	\$	40.00	\$	10.00	\$	50.00	
	CNG Financial Corp# 80104	003552	10/12/06	2168207	\$	40.00	\$	10.00	\$	50.00	
	AutoZone 5508	003552	10/12/06	2168207	\$	40.00	\$	10.00	\$	50.00	
	Sorting Solutions Inc.	004053	10/27/06	628	\$	440.00	\$	110.00	\$	550.00	
	O'Keeffe's inc.	004053	10/27/06	2066	\$	40.00	\$	10.00	\$	50.00	
	E & J Gallo Winery	004053	10/27/06	5730	\$	1,160.00	\$	290.00	\$	1,450.00	
	Lowe's Home Improvement	004053	10/27/06	217517	\$	80.00	\$	20.00	\$	100.00	
	Wal-Mart WL - 2039	004053	10/27/06	217516	\$	120.00	\$	30.00	\$	150.00	
	Save Mart Supermarkets db	004215	10/31/06	18476	\$	40.00	\$	10.00	\$	50.00	<b>\$ 8,300.00</b>
	Anthony Abbata dba McDonalds	004357	11/03/06	2084	\$	40.00	\$	10.00	\$	50.00	
	O'Keeffe's inc.	004357	11/03/06	2083	\$	40.00	\$	10.00	\$	50.00	
	Tim Razzari Ford	004357	11/03/06	113440	\$	160.00	\$	40.00	\$	200.00	
	Tim Razzari Dodge	004357	11/03/06	44697	\$	40.00	\$	10.00	\$	50.00	

Nov-06	United Rentals Northwest Inc.	004417	11/06/06	145920	\$	40.00	\$	10.00	\$	50.00	
	O'Keeffe's inc.	004417	11/06/06	2092	\$	40.00	\$	10.00	\$	50.00	
	West - Mark	004526	11/09/06	12700	\$	160.00	\$	40.00	\$	200.00	
	Sierra Beverage Company	004527	11/09/06	2097	\$	40.00	\$	10.00	\$	50.00	
	O'Keeffe's inc.	004527	11/09/06	2088	\$	40.00	\$	10.00	\$	50.00	
	O'Keeffe's inc.	004804	11/17/06	2101	\$	40.00	\$	10.00	\$	50.00	
	Linen-N-Things	004804	11/17/06	2923	\$	40.00	\$	10.00	\$	50.00	
	McLane Sun East, Inc#3804	004804	11/17/06	2923	\$	280.00	\$	70.00	\$	350.00	
	Sierra Beverage Company	004804	11/17/06	2110	\$	40.00	\$	10.00	\$	50.00	
	Sierra Beverage Company	004804	11/17/06	2104	\$	40.00	\$	10.00	\$	50.00	
	Anthony Abbata dba McDonalds	004966	11/22/06	2114	\$	40.00	\$	10.00	\$	50.00	
	Anthony Abbata dba McDonalds	004966	11/22/06	2113	\$	40.00	\$	10.00	\$	50.00	
	Sierra Beverage Company	004966	11/22/06	2118	\$	40.00	\$	10.00	\$	50.00	
	Sierra Beverage Company	005254	12/01/06	2126	\$	40.00	\$	10.00	\$	50.00	
	County Bank	005254	12/01/06	108189	\$	40.00	\$	10.00	\$	50.00	
	Capital Corp of the West	005254	12/01/06	108189	\$	40.00	\$	10.00	\$	50.00	
	San Joaquin Glass	005254	12/01/06	33648	\$	40.00	\$	10.00	\$	50.00	
	Foster Farms	005254	12/01/06	2183216	\$	5,200.00	\$	1,300.00	\$	6,500.00	
	Wal-Mart WL - 2039	005254	12/01/06	218216	\$	280.00	\$	70.00	\$	350.00	\$ 8,500.00
	Dec-06	Laird Mfg., LLC	005283	12/04/06	34090	\$	200.00	\$	50.00	\$	250.00
Anthony Abbata dba McDonalds		005283	12/04/06	2130	\$	40.00	\$	10.00	\$	50.00	
Lowe's Home Improvement		005283	12/04/06	2187611	\$	40.00	\$	10.00	\$	50.00	
Foster Farms		005283	12/04/06	2187611	\$	40.00	\$	10.00	\$	50.00	
O'Keeffe's inc.		005745	12/15/06	2142	\$	40.00	\$	10.00	\$	50.00	
Laird Mfg., LLC		005745	12/15/06	34136	\$	40.00	\$	10.00	\$	50.00	
JSA Restaurant dbd McDonalds		005745	12/15/06	2145	\$	40.00	\$	10.00	\$	50.00	
O'Keeffe's inc.		005745	12/15/06	2144	\$	40.00	\$	10.00	\$	50.00	
Anthony Abbata dba McDonalds		005745	12/15/06	2152	\$	40.00	\$	10.00	\$	50.00	
McLane Sun East, Inc#3804		005990	12/22/06	5531	\$	160.00	\$	40.00	\$	200.00	
JSA Restaurant dbd McDonalds		005990	12/22/06	2155	\$	40.00	\$	10.00	\$	50.00	
Fineline Industries Inc.		005990	12/22/06	57113	\$	400.00	\$	100.00	\$	500.00	
Micheal J. Hausmann dba M		005990	12/22/06	5218	\$	80.00	\$	20.00	\$	100.00	
Home Depot		006062	12/26/06	3020269	\$	280.00	\$	70.00	\$	350.00	
West - Mark		006062	12/26/06	12759	\$	120.00	\$	30.00	\$	150.00	
Modern Air Mechanical		006199	12/29/06	64508	\$	200.00	\$	50.00	\$	250.00	\$ 2,250.00
Fast Refresh		005339	01/05/07	1849	\$	200.00	\$	50.00	\$	250.00	
McLane Sun East, Inc#3804		005339	01/05/07	5702	\$	80.00	\$	20.00	\$	100.00	

Jan-07	Anthony Abbata dba McDonalds	006590	01/12/07	2175	\$	40.00	\$	10.00	\$	50.00	
	Anthony Abbata dba McDonalds	006590	01/12/07	2171	\$	40.00	\$	10.00	\$	50.00	
	Foster Poultry Farm NC - 03	006590	01/12/07	2197195	\$	120.00	\$	30.00	\$	150.00	
	Wal-Mart WL - 2039	006590	01/12/07	2197195	\$	120.00	\$	30.00	\$	150.00	
	Lowe's Home Improvement	006590	01/12/07	2197195	\$	120.00	\$	30.00	\$	150.00	
	O'Keeffe's Inc.	006794	01/19/07	2194	\$	40.00	\$	10.00	\$	50.00	
	Save Mart Supermarkets db	006794	01/19/07	20983	\$	40.00	\$	10.00	\$	50.00	
	Hoffman Electronic Systems	006794	01/19/07	40724	\$	80.00	\$	-	\$	80.00	
	Hoffman Electronic Systems	007033	01/26/07	40729	\$	-	\$	20.00	\$	20.00	
	84 Lumber Co.	007033	01/26/07	12912	\$	40.00	\$	10.00	\$	50.00	
	Anthony Abbata dba McDonalds	007033	01/26/07	2207	\$	40.00	\$	10.00	\$	50.00	
	Sierra Door Company	007033	01/26/07	4872	\$	40.00	\$	10.00	\$	50.00	
	Arvin Sango	007033	01/26/07	1946	\$	720.00	\$	180.00	\$	900.00	
	O'Keeffe's inc.	007033	01/26/07	2211	\$	40.00	\$	10.00	\$	50.00	
MB Sports	007200	01/31/07	35793	\$	120.00	\$	30.00	\$	150.00		
Sierra Beverage Company	007200	01/31/07	2213	\$	40.00	\$	10.00	\$	50.00	\$ 2,400.00	
Feb-07	JSA Restaurant dbd McDonalds	007281	02/02/07	2219	\$	40.00	\$	10.00	\$	50.00	
	Save Mart Supermarkets db	007281	02/02/07	4583021584	\$	160.00	\$	40.00	\$	200.00	
	Capital Corp of the West	007384	02/06/07	109417	\$	40.00	\$	10.00	\$	50.00	
	Bonander Pontiac Inc. dba	007384	02/06/07	1350	\$	120.00	\$	30.00	\$	150.00	
	Anthony Abbata dba McDonalds	007525	02/09/07	2234	\$	40.00	\$	10.00	\$	50.00	
	Courtesy Auto Center	007746	02/16/07	2246	\$	40.00	\$	10.00	\$	50.00	
	Courtesy Auto Center	007746	02/16/07	2249	\$	40.00	\$	10.00	\$	50.00	
	Label Technology Inc.	007746	02/16/07	59978	\$	280.00	\$	70.00	\$	350.00	
	WLMD dba Wellmade Prod	007746	02/16/07	27735	\$	440.00	\$	110.00	\$	550.00	
	Anthony Abbata dba McDonalds	007957	02/23/07	2261	\$	40.00	\$	10.00	\$	50.00	
	Label Technology Inc.	007957	02/23/07	60023	\$	160.00	\$	40.00	\$	200.00	
	Malibu Boats West, Inc.	007957	02/23/07	14130	\$	480.00	\$	120.00	\$	600.00	
	Sun Garden - Gangi Cannin	007957	02/23/07	5924	\$	160.00	\$	40.00	\$	200.00	
	JSA Restaurant dbd McDonalds	008156	02/28/07	2270	\$	40.00	\$	10.00	\$	50.00	\$ 2,600.00
Mar	Courtesy Auto Center	008206	03/02/07	2273	\$	40.00	\$	10.00	\$	50.00	
	Central Valley Contcrete	008466	03/09/07	11264	\$	1,000.00	\$	250.00	\$	1,250.00	50.00 Credit
	Sun Garden - Gangi Cannin	008466	03/09/07	5964	\$	40.00	\$	10.00	\$	50.00	
	Anthony Abbata dba McDonalds	008466	03/09/07	2287	\$	40.00	\$	10.00	\$	50.00	
	WLMD dba Wellmade Prod	008466	03/09/07	27955	\$	600.00	\$	150.00	\$	750.00	
	Olde World Corp	008968	03/23/07	2555	\$	40.00	\$	10.00	\$	50.00	
	La Sierra Care Center	008968	03/23/07	5977	\$	760.00	\$	190.00	\$	950.00	

Mar-07	O'Keeffe's inc.	008968	03/23/07	2298	\$	40.00	\$	10.00	\$	50.00	
	Merced Living Center	008968	03/23/07	5976	\$	400.00	\$	100.00	\$	500.00	
	Merced Manor	008968	03/23/07	5970	\$	400.00	\$	100.00	\$	500.00	
	Courtesy Auto Center	008984	03/23/07	2312	\$	40.00	\$	10.00	\$	50.00	
	Esparza Inc. dba Applegate	009237	03/30/07	6830	\$	80.00	\$	20.00	\$	100.00	
	Tim Razzari Ford	009341	04/03/07	115629	\$	40.00	\$	10.00	\$	50.00	
	Tim Razzari Dodge	009341	04/03/07	45472	\$	80.00	\$	20.00	\$	100.00	
	Tim Razzari Nissan	009341	04/03/07	16877	\$	40.00	\$	10.00	\$	50.00	\$ 4,550.00
<hr/>											
Apr-07	Auto Zone 5508	009467	04/05/07	2218278	\$	360.00	\$	90.00	\$	450.00	
	Courtesy Auto Center	009728	04/13/07	2337	\$	40.00	\$	10.00	\$	50.00	
	Merced Living Center	009728	04/13/07	6020	\$	40.00	\$	10.00	\$	50.00	
	Courtesy Auto Center	010322	04/30/07	2353	\$	40.00	\$	10.00	\$	50.00	
<hr/>											
										\$ 600.00	
<hr/>											
					\$ 28,200.00	\$ 7,050.00	\$ 35,250.00	\$ 35,250.00			