



**Workforce Investment Board
Merced County Agriculture Extension
2139 W. Wardrobe Ave
Merced, CA
May 12, 2005 3:00-5:00 p.m.
Meeting Agenda**

<http://web.co.merced.ca.us/wi/wib/wib.html>

-
- I.** Call to Order/Roll Call.....
 - II.** Approval of Agenda
 - III.** Approval of Minutes – March 10, 2005
 - IV.** Public Opportunity to Speak.....
 - V.** Action Agenda
 - a. WIB Elections.....
 - b. PLATO Lab – RFP Bidders Selection
 - c. Operational Agreements – Child Abuse Treatment (CHAT)
 - VI.** Consent Agenda
 - a. WIB Membership – Bob Fore.....
 - b. WIB Membership – Larry Pitts.....
 - c. WIB Membership – Chris Rosander.....
 - d. Ratify RN Program Continuation
 - e. Ratify LVN Program Continuation.....
 - VII.** Information Agenda
 - a. PY 2004-2005 Performance Measures
 - b. Merced County Nursing Program Expansion and Medical Assistant Lattice Project (Health Link)
.....
 - c. NEG Update.....
 - d. Safeway Promotional Video
 - e. LMI Updates Dave Cramer
 - f. Fiscal/Participant Data Reports..... Jackie Walther-Parnell
 - g. Committee Reports - www.co.merced.ca.us/wi/wib/wib.html (or faxed upon request)
 - VIII.** Legislative Advocacy Report/Director’s Comments Andrea Baker (5 min)
 - IX.** Chair Comments Nellie McGarry (5 min)
 - X.** Other
 - XI.** Next Meeting –July 14, 2005
 - XII.** Adjourn

**Workforce Investment Board
Merced County Board of Realtors
635 W. Main Street
Merced, CA
March 10, 2005 3:00-5:00 p.m.
Meeting Minutes**



<http://web.co.merced.ca.us/wi/wib/wib.html>

Members Present:

Lee Andersen	Andrea Baker	Don Bergman
Bob Bittner	Sharon Cresswell	Kathleen Crookham
Ernie Flores	John Fowler	Scott Galbraith
Carol Greenberg	Charlie Lambert	Nellie McGarry
Ned Miller	Ann Newins	Rick Osorio
Al Peterson	Carole Roberds	Mike Smith
Mike Sullivan	Steve Tinetti	

Members Absent:

Ed Anderson	Nicolas Benjamin	Ben Duran
Phil Flores	Peter Fluetsch	Jeremiah Greggains
Robert Harmon	Albert Montejano	Terry Nichols
Al Romero	Tom Tsubota	

Others Present:

Dave Davis	Eddie Harding	Susan Moranda
Donna Ornelas	Joanne Presnell	Candace Steelman
Jackie Walther-Parnell	Karyn Wiens	

-
- I. Call to Order/Roll Call – The meeting was called to order by the Chair Nellie McGarry and roll was taken by Donna Ornelas.
 - II. Approval of Agenda – It was *M/S/C Crookham/Roberds* to approve the agenda as written
 - III. Approval of Minutes – It was *M/S/C Galbraith/Bergman* to approve the minutes of September 28, 2004.
 - IV. Public Opportunity to Speak – Ernie Flores asked the protocol concerning a letter of support for CVOC from the WIB. Mr. Flores was advised the information could be taken to the Executive Committee because it was time sensitive and the Executive Committee could approve on behalf of the full WIB. The WIB would then ratify the decision at its next Board meeting.
 - V. Consent Agenda - It was *M/S/C Fowler/Miller* to approve items a-e on the consent agenda.
 - a. Youth Contracts Renewal Recommendations
 - b. Appointment of Nathan Timmerman to Youth Council
 - c. Exemplary Performance/Corrective Action Plan
 - d. One-Stop Partners/Workforce Investment Board MOUs
 - e. WIB Member Application- Dr. Robert Fore
 - VI. Action Agenda
 - a. State of The Workforce Report Presentation – Andrea Baker gave an overview of the work of the WIB over the past year in preparation of the State of The Workforce presentation. A copy of the report was

circulated. In addition, Ms. Baker shared a condensed version of the report for “talking points.” Ms. Baker noted there would be a presentation at the County Board of Supervisors, Tuesday, March 15, at 10:00 a.m. The accuracy of some of the statistics as presented, were questioned by Board Members. Ms. Baker assured the Board the information would be checked for accuracy and corrections made as necessary. It was *M/S/C Bergmen/Tinetti* to approve with the necessary amendments. ***(Subsequent information – the data was checked for accuracy and proved to be correct – no changes necessary to either the report or the ‘talking points’ document)***

- b. Request for Proposal (RFP) for Basic Education Services for PLATO Labs – It was *M/S/C Osorio/Miller* to ratify the Executive Committee’s approval to let the RFP for Basic Education Services for PLATO Labs.

VII. Presentations

- a. Worknet Leadership Team Presentation - Karyn Weins briefed the WIB on the composition and the function of the Worknet Leadership Team. She reported on the goals, the collaboration and teamwork.
- b. One-Voice Presentation - Candace Steelman, Public Information Liaison, MCAG, was present and gave and briefing on the purpose of “One-Voice”, the mission/direction of the delegation, and the events of their recent visit to Washington, D.C.

VIII. Information Agenda

- a. New Committee Chairs - Nellie McGarry noted that Rick Osorio will be the new chair of the Youth Council and Mike Sullivan will now be chairing the Program Planning and Development Committee.
- b. Teleconference – Partnering with Economic Development: Creating the Workforce Advantage (April 12, 7:45-10:15 a.m. MCOE, Rm M) - Joanne Presnell reminded the Board members about the upcoming teleconference and asked that anyone interested please RSVP to Donna Ornelas.

- IX.** Legislative Advocacy Report/Director’s Comments - Andrea Baker gave an overview of current legislative bills as they relate to workforce development and reauthorization.

- X.** Information Items – The following information items were in the meeting package and further inquiries can be directed to the individuals listed below.
- a. LMI Updates - Dave Cramer
 - b. Fiscal/Participant Data Reports - Jackie Walther-Parnell
 - c. Committee Reports - www.co.merced.ca.us/wi/wib/wib.html - (or faxed upon request)

- XI.** Chair Comments - Nellie McGarry noted there were no additional comments.

- XII.** Other - Sharon Cresswell announced there will be a Job Fair March 30 and flyers were provided. Andrea Baker reported the One-Stop recently did skills assessments for UC Merced. Lee Anderson reported the ROP Portfolio days are coming up and asked that anyone interested in being on the interview panels let him know.

- XIII.** Next Meeting –May 12, 2005, 3:00 p.m. MCOE, Rm J-2, 632 W. 13th Street, Merced, CA.

- XIV.** Adjourn: It was *M/S/C Bergman/Anderson* to adjourn the meeting. – 4:30 p.m.

TO: Workforce Investment Board

DATE: 05/12/2005

FROM: Nomination Committee

For Action

For Information

For Discussion

SUBJECT: Election of Officers

PROPOSED MOTION(S): The WIB elect a Chairperson, Vice Chairperson and Second Vice Chairperson.

DISCUSSION: The WIB Bylaws state: “Officers shall be elected by the Board members each year at the last regular Board meeting of the operating year which commences on July 1 and ends on June 30... The terms of all officers shall be one (1) year. No person shall serve longer than two (2) terms in each position.”

The WIB Chairperson appointed a nomination committee. The following persons have been nominated by the committee for the following positions:

WIB Chairperson Ms. Nellie McGarry

1st Vice Chairperson Mr. Mike Sullivan

2nd Vice Chairperson Mr. Albert Montejano

The committee also recommends floor nominations and write-in nominations, if applicable.

ATTACHMENT(S): N/A

TO: Workforce Investment Board

DATE: 05/12/2005

FROM: WIB Staff

For Action

For Information

For Discussion

SUBJECT: Selection of PLATO Lab Providers

PROPOSED MOTION(S): Accept the recommendations of the RFP Evaluation Committee and direct Workforce Investment to bring the recommendations and negotiated contracts to BOS for approval.

DISCUSSION: On March 10, 2005, the Workforce Investment Board directed that a Request for Proposal be issued for Basic Education Services through the use of PLATO Labs at both the Merced and Los Banos Worknet Employment Resource Centers. The Board of Supervisors approved that action during its February 22, 2005 meeting. The RFP opened March 8, 2005 and closed April 19, 2005. The RFP Evaluation Team met April 26, 2005 and selected Merced Adult School as the provider for the Merced lab, and Merced College as the provider for the Los Banos lab.

No other providers bid on this RFP. Merced Adult School bid only on the Merced lab, and Merced College bid only on the Los Banos lab. Both Merced Adult School and Merced College are the current providers for the PLATO Labs.

Merced Adult School has been the instructional provider for the Merced PLATO Lab since its inception in 1990. Over the last three years, on the average, 175 students have used the Lab each year. If approved, next year's contract will provide for a certified instructor to be at the Merced PLATO Lab 3 hours per day, 52 weeks of the year, and will run from July 1, 2005 through June 30, 2006 at a cost not to exceed \$25,185. Any Average Daily Attendance (ADA) generated as a result of this contract will be credited to the cost of the contract.

Merced College has been the instructional provider for the PLATO Lab in Los Banos since 1997. They have far exceeded the contracted number of participants each year, and over 90% of students from the Lab taking the GED exam pass. The current contract calls for 200 students to be served. If approved, next year's contract will provide for certified instructors to be at the Los Banos PLATO Lab 43 hours per week for 51 weeks per year. The contract will run from July 1, 2005 through June 30, 2006 at a cost not to exceed \$62,040. Any Full Time Equivalent Students (FTES) generated as a result of this contract will be credited to the cost of the contract.

ATTACHMENT(S): N/A

TO: Workforce Investment Board

DATE: 05/12/2005

FROM: WIB Staff

For Action

For Information

For Discussion

SUBJECT: Operational Agreements

PROPOSED MOTION(S): Approve the Operational Agreements between Human Services Agency and the Workforce Investment Board and the Youth Council to work together toward the mutual goal of providing maximum available assistance for child crime victims residing in Merced County.

DISCUSSION: Human Services Agency has received a grant through the State Office of Emergency Services to provide counseling and victim witness support service to child victims of abuse and neglect. Operational Agreements between HSA and the WIB and Youth Council are grant requirements.

The Agreements state that HSA will accept child client referrals from representatives from the WIB and Youth Council, and will provide services to the youth and limited services to the non-offending parent if the referral involved domestic violence.

The program is referred to as Child Abuse Treatment (CHAT).

ATTACHMENT(S): Operational Agreements

OPERATIONAL AGREEMENT

This Operational Agreement stands as evidence that the *Merced County Human Services Agency* and the *Merced County Workforce Investment Board* intend to work together toward the mutual goal of providing maximum available assistance for crime victims residing in *Merced County*. Both agencies believe that implementation of the *Child Abuse Treatment (CHAT)* proposal, as described herein, will further this goal. To this end, each agency agrees to participate in the program, if selected for funding, by coordinating/providing the following services:

The *Merced County* project will closely coordinate the following services with the *Merced County Workforce Investment Board* through:

- Project staff being responsive to *Merced County Human Services Agency* for service support by *referring children that are suspected victims of child abuse/neglect to the CHAT program for assessment;*
- Regularly scheduled meetings (*monthly*) between (*CHAT Program Manager and a Board Representative*) to discuss strategies, timetables and implementation of mandated services.
 - Specifically: Discussions will focus on the percentage of WIB youth eligible for CHAT services in relation to those referred and assessed for CHAT services.
 - List specific activities that will be undertaken between the two agencies or other specifics of the agreement.
 - Cases will be reviewed to determine effectiveness of CHAT services post-treatment
 - A review of needed vis-à-vis available services and exploration of methods/processes to improve existing services and increase the number and types of services in order to meet the needs of the service delivery population

We, the undersigned, as authorized representatives of *Merced County Human Services Agency* and *Merced County Workforce Investment Board*, do hereby approve this document.

For _____ For _____

Date _____ Date _____

OPERATIONAL AGREEMENT

This Operational Agreement stands as evidence that the *Merced County Human Services Agency* and the *Merced County Youth Council* intend to work together toward the mutual goal of providing maximum available assistance for crime victims residing in *Merced County*. Both agencies believe that implementation of the *Child Abuse Treatment (CHAT)* proposal, as described herein, will further this goal. To this end, each agency agrees to participate in the program, if selected for funding, by coordinating/providing the following services:

The *Merced County* project will closely coordinate the following services with the *Merced County Youth Council* through:

- Project staff being responsive to *Merced County Human Services Agency* for service support by *referring children that are suspected victims of child abuse/neglect to the CHAT program for assessment*;
- Regularly scheduled meetings (*monthly*) between (*CHAT Program Manager and a Council Representative*) to discuss strategies, timetables and implementation of mandated services.
 - Specifically: Discussions will focus on the percentage of WIB youth eligible for CHAT services in relation to those referred and assessed for CHAT services.
 - List specific activities that will be undertaken between the two agencies or other specifics of the agreement.
 - Cases will be reviewed to determine effectiveness of CHAT services post-treatment
 - A review of needed vis-à-vis available services and exploration of methods/processes to improve existing services and increase the number and types of services in order to meet the needs of the service delivery population

We, the undersigned, as authorized representatives of *Merced County Human Services Agency* and *Merced County Youth Council*, do hereby approve this document.

For _____ For _____

Date _____ Date _____

TO: Workforce Investment Board (WIB)

DATE: 05/12/2005

FROM: WIB Staff

For Action

For Information

For Discussion

SUBJECT: Nomination to the Workforce Investment Board

PROPOSED MOTION(S): Acknowledge the appointment by the Board of Supervisors of Dr. Robert Fore, Jr. to the Workforce Investment Board.

DISCUSSION: Section 117 of the Workforce Investment Act (WIA) outlines criteria for membership on the local Workforce Investment Board. One of the requirements is that representatives of local educational entities must be on the Board.

Lee Andersen of the Merced County Office of Education nominated Dr. Robert Fore, Jr. for membership on the WIB as an education representative. Dr. Fore is the Superintendent, Merced Union High School District. Dr. Fore's appointment was approved by the Merced County Board of Supervisors during their April 5, 2005 meeting. Dr. Fore's appointment raises the number of education representatives on the WIB to two.

ATTACHMENT(S): Application and Nomination will be available at the meeting.

TO: Workforce Investment Board (WIB)

DATE: 05/12/2005

FROM: WIB Staff

For Action

For Information

For Discussion

SUBJECT: Nomination to the Workforce Investment Board

PROPOSED MOTION(S): Approve the nomination of Chris Rosander to the Workforce Investment Board (WIB) and forward to Board of Supervisors for approval..

DISCUSSION: Section 117 of the Workforce Investment Act (WIA) outlines criteria for membership on the local Workforce Investment Board. One of the requirements is that representatives of local educational entities must be on the Board.

Carol Tomlinson-Keasey, Chancellor UC Merced, has nominated Chris Rosander for membership on the Workforce Investment Board. Mr. Rosander is the Regional Director of the UC Merced Small Business Development Center. His appointment will restore UC Merced representation on the WIB and raise the number of education representatives to three.

ATTACHMENT(S): Application will be available at the meeting.

TO: Workforce Investment Board (WIB)

DATE: 05/12/2005

FROM: WIB Staff

For Action

For Information

For Discussion

SUBJECT: Nomination to the Workforce Investment Board

PROPOSED MOTION(S): Accept the nomination of Larry Pitts to the Workforce Investment Board and forward to the Board of Supervisors for approval.

DISCUSSION: Section 117 of the Workforce Investment Act (WIA) outlines criteria for membership on the local Workforce Investment Board. One of the requirements is that a majority of the members of the Local Board must be representatives of businesses in the local area.

Don Bergman of the Greater Merced Chamber of Commerce has nominated Larry Pitts for membership on the WIB as a Private Business Sector representative. Mr. Pitts is the Operations Manager for Unilever Best Food's Merced plant. Mr. Pitts' approval as a WIB member will keep the WIB in compliance with the WIA requirement that more than 50% of its members represent the Private Business Sector.

ATTACHMENT(S): Application and Nomination will be available at the meeting.

TO: Workforce Investment Board

DATE: 05/12/05

FROM: WIB Executive Committee

For Action

For Information

For Discussion

SUBJECT: Continuation of Registered Nurse (RN) Program

PROPOSED MOTION(S): Ratify the Executive Committee's decision to continue the Registered Nurse Program with Merced College through June 30, 2006.

DISCUSSION: Since August 1, 1999, Merced County has had continuing contracts with Merced College to provide Registered Nurse (RN) training for WIA participants. The present contract was ratified by the Workforce Investment Board (WIB) on May 13, 2004, and will run until June 30, 2005. At present, the WIB funds 24 students in training, with six (6) students graduating every semester and six (6) new students entering training. The present contract cost will not exceed \$131,376.

RN training is provided over four semesters taking a total of 2 years. The new contract will continue to train 24 students at a new cost of \$135,926. Cost per participant is \$5,663, an increase of \$273 per student. The contract will run from July 1, 2005 through June 30, 2006.

The RN training program has been a success. Since the program began, 36 WIA sponsored RNs have graduated with an average starting wage of \$53,000 a year. According to a July 2002 report by the Health Resources and Services Administration, the existing RN shortage is expected to intensify.

The Executive Committee voted to continue the RN program on April 25, 2005.

ATTACHMENTS: N/A

TO: Workforce Investment Board

DATE: 05/12/05

FROM: WIB Executive Committee

For Action

For Information

For Discussion

SUBJECT: Continuation of Licensed Vocational Nurse (LVN) Program

PROPOSED MOTION(S): Ratify the Executive Committee's decision to continue the Licensed Vocational Nurse (LVN) Program with Merced College through December 31, 2006.

DISCUSSION: Since July 1, 2002, the Workforce Investment Board, through a contract between the Department of Workforce Investment and Merced College, has provided training to WIA participants in the Licensed Vocational Nurse (LVN) Program.

LVN training is provided over three semesters taking a total of 18 months. The present contract will end June 30, 2005, at a total cost not to exceed \$101,822. The new contract will train 12 new students at a newly budgeted cost of \$106,914. Cost per participant is \$8,909, an increase of \$424 per student. The contract will run from July 1, 2005 through December 31, 2006.

The LVN training program has been a success. The original program began September 9, 1997, and 30 Private Industry Council/Workforce Investment Board sponsored LVNs have graduated with an average starting wage of \$31,000 a year. According to a July 2002 report by the Health Resources and Services Administration, the existing LVN shortage is expected to intensify.

The WIB Executive Committee voted to continue the LVN program on April 25, 2005.

ATTACHMENTS: N/A

TO: Workforce Investment Board

DATE: 05/12/2005

FROM: Quality Assurance

For Action

For Information

For Discussion

SUBJECT: LWIA Performance Goals for PY 2004-05

PROPOSED MOTION(S): Information only.

DISCUSSION: WI has received this year's performance goals and the goals remain unchanged from PY 2003-04.

2004-2005 Performance Goals

Adult	Entered Employment	Retention	Earnings Change	Employment & Credential
	72.0	79.0	3,400	55.0
DW	Entered Employment	Retention	Earnings Replacement	Employment & Credential
	75.4	85.2	96.0	58.0
Older Youth	Entered Employment	Retention	Earnings Change	Credential
	56.8	70.1	2,960	30.0
Younger Youth	Skill Attainment	Retention	Diploma or Equivalent	
	78.7	53.8	55.5	

ATTACHMENT(S): N/A

TO: Workforce Investment Board

DATE: 05/12/2005

FROM: WIB Staff

For Action

For Information

For Discussion

SUBJECT: Nursing Program Expansion and Medical Assistant Lattice Project

PROPOSED MOTION(S): Information only.

DISCUSSION: On March 18, 2005, grants were awarded to 18 organizations under the Governor's Funding Category, Industries with a Statewide Need – Nurses and other health related industries.

The Merced County Local Workforce Investment Area was selected to receive funding. The grant duration runs from March 1, 2005 through February 2007 and covers the cost of training 48 RNs over two years. Supportive services are also included. Additionally, the grant funds will be used to address issues related to training, retention and an educational lattice for medical assistants. A regional study will gather information to determine current physicians and employer medical assistant training qualification and retention needs, and will determine the feasibility of developing an educational lattice from medical assistant curriculum to the local nursing program.

Grant award totals \$683,616 over the two years. The cost of training 48 RNs over the next two years is supplanted by this award, freeing up dollars for other training needs. The Medical Assistant project received \$32,746 of the total award.

ATTACHMENT(S): N/A

TO: WIB

DATE: 05/12/05

FROM: WIB Staff

For Action

For Information

For Discussion

SUBJECT: National Emergency Grant (NEG) Contract Update

PROPOSED MOTION(S): Information Only

DISCUSSION: During its September 28, 2005 meeting, the Workforce Investment Board was presented with a contract between the City of San Jose and the Merced County Department of Workforce Investment to provide employment services for up to 50 individuals who live in or near Merced County, but who previously worked and were laid off in Santa Clara County. Funding for the contract is provided by Technology and Transportation National Emergency Grants (NEG) administered through the San Jose Silicon Valley Workforce Investment Area (City of San Jose).

The collaborative agreement requires the Merced County Department of Workforce Investment to enroll the displaced workers and provide case management services. The San Jose Silicon Valley Workforce Investment Area (City of San Jose), through the Technology and Transportation NEGs, is paying for the participants' training. The contract was written to run from August 1, 2004 through March 31, 2005 with the potential to provide up to \$257,500 revenue to Department of Workforce Investment. On December 14, 2004, the contract was amended and the termination date was extended from March 31, 2005 to September 30, 2005.

As of April 15, 2005, 24 individuals have been enrolled under the contract. Many of the individuals who had been first identified had found employment on their own and felt they had no need for WI's services. Of the 25 individuals presently enrolled, 10 are now employed, 4 are in training, 3 are being case managed and actively looking for work, and 7 are undergoing assessment.

ATTACHMENT(S): N/A



The Quick Look

A Merced County Labor Market Review - March 2005

Welcome to the Merced County labor market review. The Quick Look has been developed by the Department of Workforce Investment staff for the Merced County Local Workforce Investment Board. The data and information is provided by the California Employment Development Department. Questions can be referred to the Department of Workforce Investment, 1880 West Wardrobe Avenue, Merced, CA 95340. Telephone (209) 724-2042. Email: pitd26@co.merced.ca.us

Labor Force and Industrial Employment

Merced County Data not adjusted for Seasonality	March 2004 Benchmark					
	Mar 04	Jan 05	Feb 05	Mar 05	Percent Change	
			Revised	Prelim.	Month	Year
Civilian Labor Force	96,600	98,100	99,000	98,300	-0.7%	1.8%
Civilian Employment	82,800	85,600	86,100	86,600	0.6%	4.6%
Civilian Unemployment	13,800	12,500	12,900	11,700	-9.3%	-15.2%
Civilian Unemployment Rate	14.3%	12.7%	13.0%	11.9%		
(CA Unemployment Rate)	7.0%	6.3%	6.2%	5.7%		
(U.S. Unemployment Rate)	6.0%	5.7%	5.8%	5.4%		
Total, All Industries	63,500	65,000	65,000	66,200	1.8%	4.3%
Total Farm	8,000	7,700	7,600	7,900	3.9%	-1.3%
Total Nonfarm	55,500	57,300	57,400	58,300	1.6%	5.0%
Total Private	42,000	43,900	43,600	44,200	1.4%	5.2%
Goods Producing	13,200	14,900	14,700	14,800	0.7%	12.1%
Construction	3,100	3,600	3,500	3,600	2.9%	16.1%
Manufacturing	10,100	11,300	11,200	11,200	0.0%	10.9%
Durable Goods	1,700	1,600	1,600	1,600	0.0%	-5.9%
Nondurable Goods	8,400	9,700	9,600	9,600	0.0%	14.3%
Food Man & Beverage & Tobacco	6,700	8,100	8,000	8,000	0.0%	19.4%
Residual - Textile Mills	1,700	1,600	1,600	1,600	0.0%	-5.9%
Service Providing	42,300	42,400	42,700	43,500	1.9%	2.8%
Private Service Producing	2,880	29,000	28,900	29,400	1.7%	2.1%
Trade, Transportation and Utilities	10,600	10,900	10,800	10,900	0.9%	2.8%
Wholesale Trade	1,300	1,400	1,400	1,400	0.0%	7.7%
Retail Trade	7,300	7,700	7,600	7,600	0.0%	4.1%
Food and Beverage Stores	1,500	1,500	1,500	1,600	6.7%	6.7%
General Merchandise Stores	1,500	1,700	1,700	1,600	-5.9%	6.7%
Residual - Miscellaneous Store Retailers	4,300	4,500	4,400	4,400	0.0%	2.3%
Transportation, Warehousing and Utilities	2,000	1,800	1,800	1,900	5.6%	-5.0%
Information	1,500	1,400	1,400	1,400	0.0%	-6.7%
Financial Activities	1,600	1,800	1,800	1,800	0.0%	12.5%
Finance and Insurance	1,000	1,000	1,000	1,000	0.0%	0.0%
Real Estate and Rental and Leasing	600	800	800	800	0.0%	33.3%
Professional and Business Services	3,300	3,300	3,400	3,600	5.9%	9.1%
Educational and Health Services	5,500	5,500	5,400	5,400	0.0%	-1.8%
Leisure and Hospitality	4,600	4,500	4,500	4,700	4.4%	2.2%
Food Services and Drinking Places	3,900	3,900	3,900	4,000	2.6%	2.6%
Residual - Arts, Entertainment, and Recreation	700	600	600	700	16.7%	0.0%
Other Services	1,700	1,600	1,600	1,600	0.0%	-5.9%
Government	13,500	13,400	13,800	14,100	2.2%	4.4%
Federal Government	800	800	800	800	0.0%	0.0%
State Government	500	500	700	700	0.0%	40.0%
Local Government	12,200	12,100	12,300	12,600	2.4%	3.3%

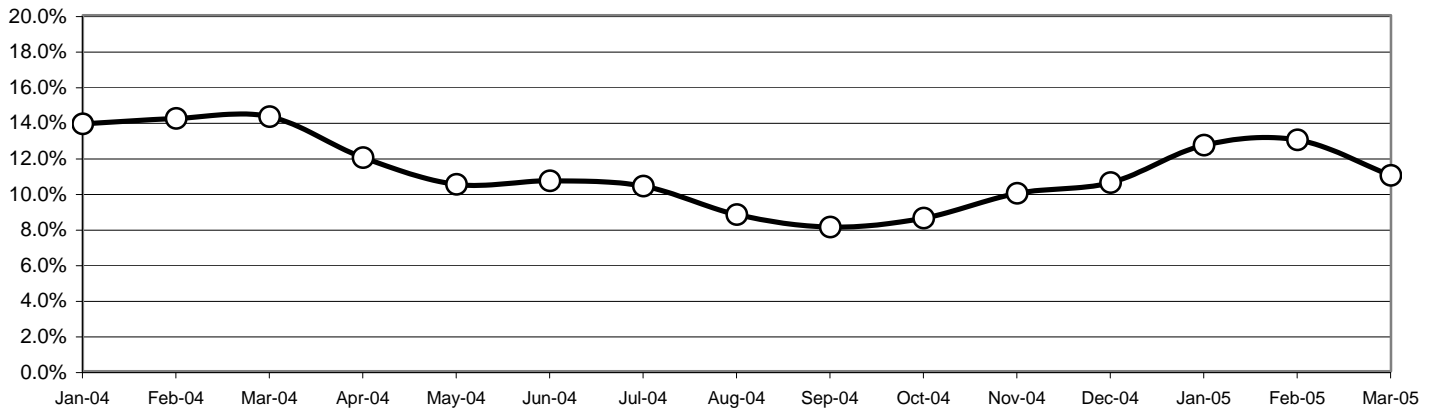
The County continues with one of the highest unemployment rates in the State, ranking 56th out of 58 counties in the Month of March. The preliminary result is a decrease of 1.1 percentage point in the unemployment rate from the revised February rate. This preliminary figure is a decrease of 2.4 percentage point from the unemployment rate of one year ago.

Overall, the County's Civilian Labor Force decreased by 700 persons over last month's figure. Industrial employment increased by 1,200 jobs in March over February's figures.

The Quick Look

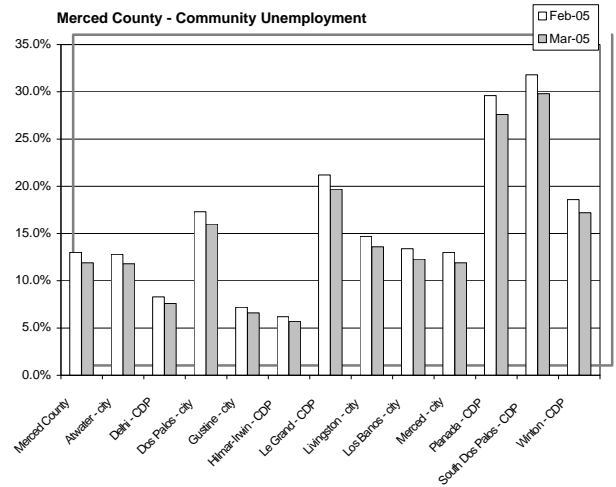
A Merced County Labor Market Review - March 2005

Merced County Unemployment Rate
2004 - 2005



Sub County average unemployment rates for the county, cities, and municipalities.

Area Name	Labor Force	Employment	Unemployment	
			Number	Rate
Merced County	98,300	86,600	11,700	11.9%
Atwater City	11,600	10,200	1,400	11.8%
Delhi CDP	3,800	3,500	300	7.6%
Dos Palos City	1,900	1,600	300	16.0%
Gustine City	2,400	2,200	200	6.6%
Hilmar-Irwin CDP	2,600	2,500	100	5.7%
Le Grand CDP	600	500	100	19.7%
Livingston City	4,900	4,200	700	13.6%
Los Banos City	12,200	10,700	1,500	12.3%
Merced City	29,100	25,600	3,500	11.9%
Planada CDP	1,700	1,200	500	27.6%
South Dos Palos CDP	400	300	100	29.8%
Winton CDP	3,700	3,100	600	17.2%



CDP - Census Designated Place

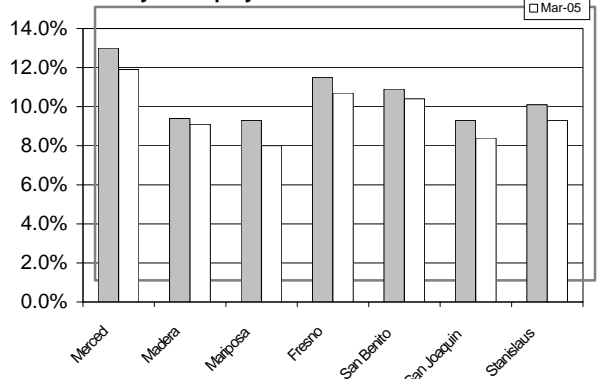
Merced County's workforce has grown over the past 20 years reflecting improvement of the County's economic well being; however, unemployment remains a consistent barrier to greater prosperity. Average Unemployment has fluctuated from a yearly low of 11.0 percent to a yearly high of 17.3 percent in 1992.

The County's unemployment rate is the third highest in the state. Merced County saw a decrease in the unemployment rate of 2.4 percentage point below February's revised unemployment rate. All seven counties (Merced, Mariposa, Madera, Fresno, San Benito, San Joaquin, and Stanislaus) saw decreases in their unemployment rate.

Seven County Quick Look

County	Rank	Labor Force	Employ	Unemployed	Rate
Merced	56	98,300	86,600	11,700	11.9%
Madera	40	59,600	54,200	5,400	9.1%
Mariposa	35	8,060	7,410	650	8.0%
Fresno	49	393,700	351,500	42,200	10.7%
San Benito	48	25,600	23,000	2,700	10.4%
San Joaquin	38	282,900	259,200	23,700	8.4%
Stanislaus	41	226,600	205,500	21,100	9.3%

Seven County Unemployment Rate

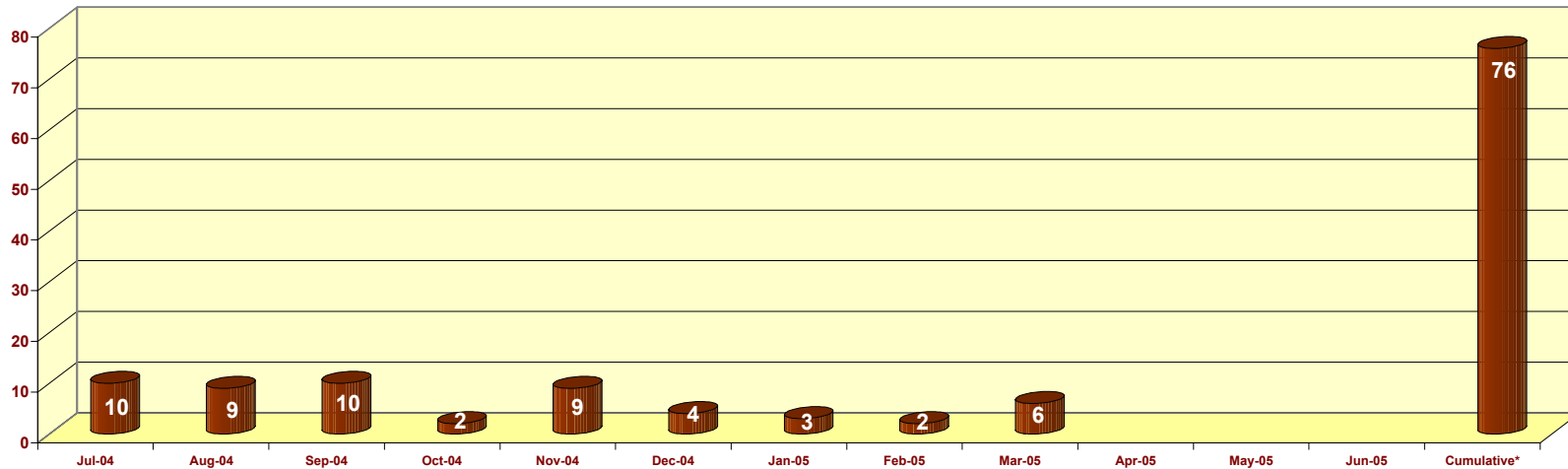


WIA PARTICIPANT SUMMARY REPORT - ADULT
PY 2004/2005
Report Range 07/2004 to 03/2005

	ADULT												Part. Plan	
	Jul-04	Aug-04	Sep-04	Oct-04	Nov-04	Dec-04	Jan-05	Feb-05	Mar-05	Apr-05	May-05	Jun-05		Cumulative*
Total Participants	150	159	173	147	157	166	141	142	153				217	783
Participants Carried In	140	150	163	145	148	162	138	140	147				141	423
New Participants Entering Grant	10	9	10	2	9	4	3	2	6				76	360
Total Participants Exiting WI	0	0	28	0	0	34	2	0	17				81	
Entered Unsubsidized Employment	0	0	25	0	0	30	0	0	11				66	160
Training Related	0	0	13	0	0	12	0	0	8				33	75
Entered Military Service	0	0	0	0	0	0	0	0	0				0	
Entered Qualified Apprenticeship Program	0	0	0	0	0	0	0	0	0				0	
Entered Post-Secondary Education	0	0	0	0	0	0	0	0	0				0	
Entered Advanced Training	0	0	0	0	0	0	0	0	0				0	
Attained Recognized Certificate/Diploma/Degree	0	0	16	0	0	13	1	0	9				39	
Attained High School Diploma/GED	0	0	0	0	0	0	0	0	0				0	
Returned to Secondary School (Youth Only)	0	0	0	0	0	0	0	0	0				0	
Exits Excluded from Performance	0	0	0	0	0	2	0	0	0				2	
Other Exits	0	0	23	0	0	29	2	0	15				69	60

	Enrolled													
	Jul-04	Aug-04	Sep-04	Oct-04	Nov-04	Dec-04	Jan-05	Feb-05	Mar-05	Apr-05	May-05	Jun-05	Cumulative*	PY 04/05
Program Activities/Services Summary														
Core Services (Registered)	149	158	172	147	157	166	141	142	153				217	515
Intensive Services	113	120	125	107	115	124	115	116	125				163	260
Training Services	68	71	76	64	66	74	63	64	66				92	100
Youth Services	0	0	0	0	0	0	0	0	0				0	
Concurrent Program Participants	9	9	9	6	6	9	7	7	9				14	
Individual Training Accounts	4	4	4	2	2	2	2	2	2				4	
Goals Set (Younger Youth Only)	0	0	0	0	0	0	0	0	0				0	

WIA Participant Summary
New Participants Entering Grant : Adult
PY 2004/2005

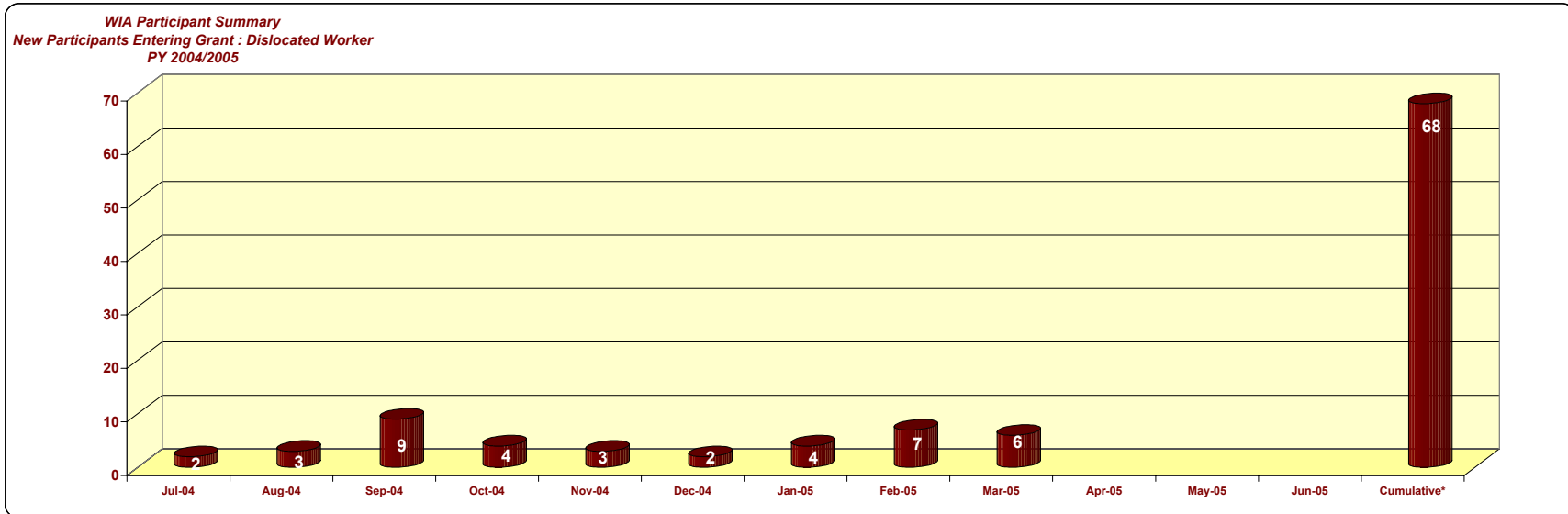


Monthly totals are produced on the 20th of the following month and are not updated on a monthly basis. Late data entry are not updated for previous months, see cumulative totals for current total.

WIA PARTICIPANT SUMMARY REPORT - DISLOCATED WORKER
PY 2004/2005
Report Range 07/2004 to 03/2005

	DISLOCATED WORKER												Cumulative*	Part. Plan PY 04/05	
	Jul-04	Aug-04	Sep-04	Oct-04	Nov-04	Dec-04	Jan-05	Feb-05	Mar-05	Apr-05	May-05	Jun-05			
Total Participants	89	92	104	95	98	102	92	105	121					155	671
Participants Carried In	87	89	95	91	95	100	88	98	115					87	251
New Participants Entering Grant	2	3	9	4	3	2	4	7	6					68	420
Total Participants Exiting WI	0	0	16	0	0	18	0	0	11					45	120
Entered Unsubsidized Employment	0	0	12	0	0	14	0	0	11					37	65
Training Related	0	0	4	0	0	9	0	0	5					18	
Entered Military Service	0	0	0	0	0	0	0	0	0					0	
Entered Qualified Apprenticeship Program	0	0	0	0	0	0	0	0	0					0	
Entered Post-Secondary Education	0	0	0	0	0	0	0	0	0					0	
Entered Advanced Training	0	0	0	0	0	0	0	0	0					0	
Attained Recognized Certificate/Diploma/Degree	0	0	7	0	0	13	0	0	6					26	
Attained High School Diploma/GED	0	0	0	0	0	0	0	0	0					0	
Returned to Secondary School (Youth Only)	0	0	0	0	0	0	0	0	0					0	
Exits Excluded from Performance	0	0	0	0	0	1	0	0	0					1	
Other Exits	0	0	15	0	0	17	0	0	10					43	60

Program Activities/Services Summary	Enrolled												Cumulative*	Part. Plan PY 04/05	
	Jul-04	Aug-04	Sep-04	Oct-04	Nov-04	Dec-04	Jan-05	Feb-05	Mar-05	Apr-05	May-05	Jun-05			
Core Services (Registered)	89	92	104	95	98	102	92	105	121					155	500
Intensive Services	62	66	69	64	67	71	66	80	92					116	150
Training Services	30	31	33	30	31	31	27	32	38					50	80
Youth Services	0	0	0	0	0	0	0	0	0					0	
Concurrent Program Participants	13	13	13	12	12	12	8	8	8					13	
Individual Training Accounts	5	5	5	4	4	4	3	3	3					6	
Goals Set (Younger Youth Only)	0	0	0	0	0	0	0	0	0					0	

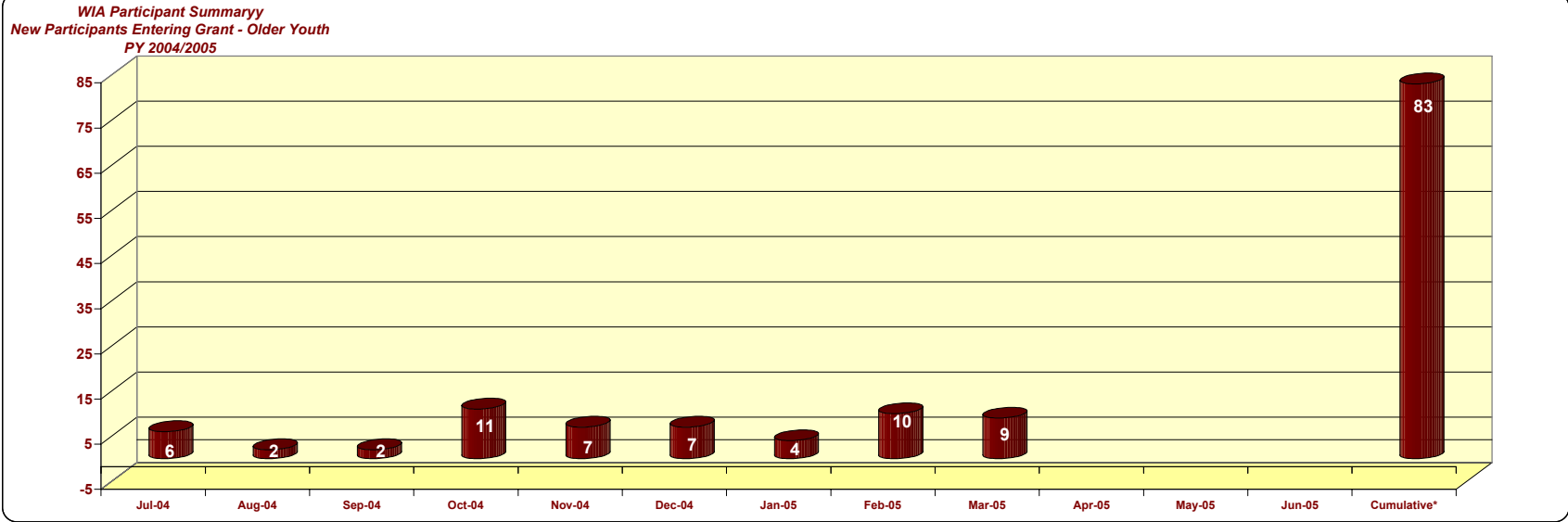


Monthly totals are produced on the 20th of the following month and are not updated on a monthly basis. Late data entry are not updated for previous months, see cumulative totals for current total.

WIA PARTICIPANT SUMMARY REPORT - OLDER YOUTH
PY 2004/2005
Report Range 07/2004 to 03/2005

	OLDER YOUTH												Part. Plan PY 04/05	
	Jul-04	Aug-04	Sep-04	Oct-04	Nov-04	Dec-04	Jan-05	Feb-05	Mar-05	Apr-05	May-05	Jun-05		Cumulative*
Total Participants	130	113	117	122	132	143	150	161	170				200	310
Participants Carried In	124	111	115	111	125	136	146	151	161				117	234
New Participants Entering Grant	6	2	2	11	7	7	4	10	9				83	76
Total Participants Exiting WI	15	0	2	0	0	0	0	0	1				31	
Entered Unsubsidized Employment	5	0	1	0	0	0	0	0	1				15	10
Training Related	4	0	1	0	0	0	0	0	0				7	5
Entered Military Service	0	0	0	0	0	0	0	0	0				0	
Entered Qualified Apprenticeship Program	0	0	0	0	0	0	0	0	0				0	
Entered Post-Secondary Education	1	0	0	0	0	0	0	0	0				2	5
Entered Advanced Training	0	0	0	0	0	0	0	0	0				0	
Attained Recognized Certificate/Diploma/Degree	4	0	1	0	0	0	0	0	0				9	
Attained High School Diploma/GED	0	0	0	0	0	0	0	0	0				1	
Returned to Secondary School (Youth Only)	0	0	0	0	0	0	0	0	0				0	
Exits Excluded from Performance	0	0	0	0	0	0	0	0	0				0	
Other Exits	9	0	2	0	0	0	0	0	1				25	60

Program Activities/Services Summary	Enrolled												
	Jul-04	Aug-04	Sep-04	Oct-04	Nov-04	Dec-04	Jan-05	Feb-05	Mar-05	Apr-05	May-05	Jun-05	Cumulative*
Core Services (Registered)	0	0	0	0	0	0	0	0	0				0
Intensive Services	115	98	100	107	114	119	125	133	145				158
Training Services	86	79	83	85	90	97	103	113	119				130
Youth Services	118	104	108	117	130	141	148	159	167				186
Concurrent Program Participants	94	76	72	65	67	70	72	75	79				102
Individual Training Accounts	0	0	0	0	0	0	0	0	0				0
Goals Set (Younger Youth Only)	0	0	0	0	0	0	0	0	0				0

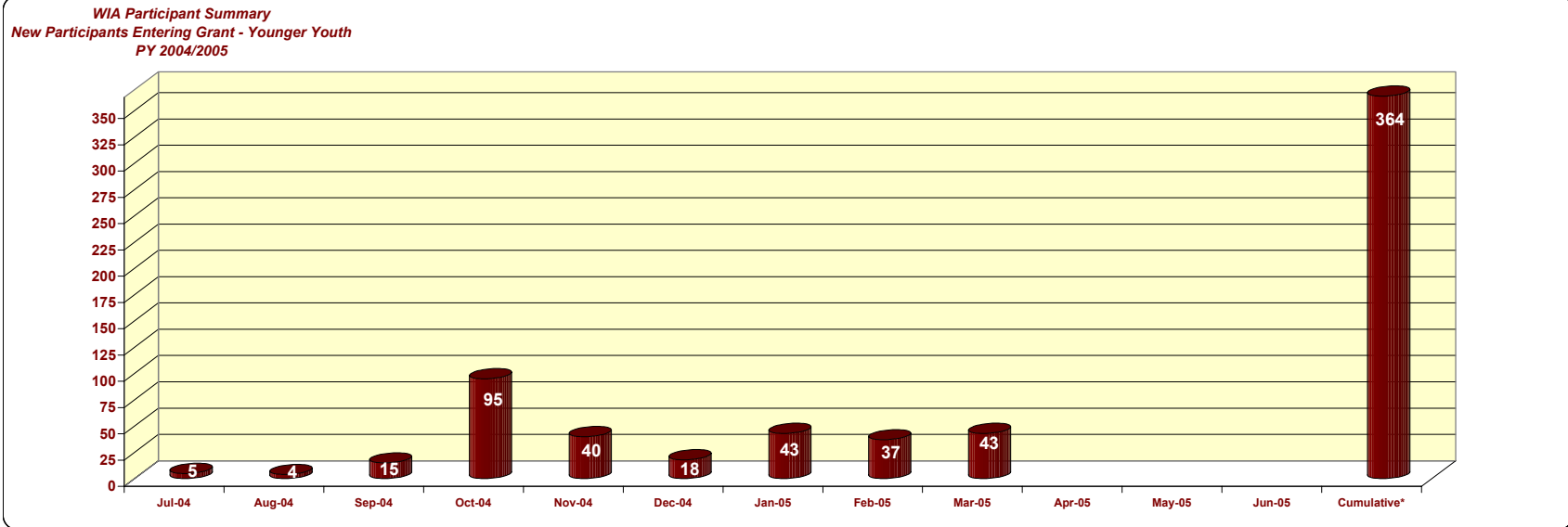


Monthly totals are produced on the 20th of the following month and are not updated on a monthly basis. Late data entry are not updated for previous months, see cumulative totals for current total.

WIA PARTICIPANT SUMMARY REPORT - YOUNGER YOUTH
PY 2004/2005
Report Range 07/2004 to 03/2005

	Jul-04	Aug-04	Sep-04	Oct-04	Nov-04	Dec-04	Jan-05	Feb-05	Mar-05	Apr-05	May-05	Jun-05	Cumulative*	Participant Plan PY 04/05
Total Participants	455	366	341	436	471	496	549	591	632				807	900
Participants Carried In	450	362	326	341	431	478	506	554	589				443	618
New Participants Entering Grant	5	4	15	95	40	18	43	37	43				364	282
Total Participants Exiting WI	83	42	12	5	2	3	7	4	6				181	
Entered Unsubsidized Employment	6	6	3	1	0	0	2	1	2				25	80
Training Related	11	4	4	0	0	0	0	0	2				27	20
Entered Military Service	0	0	0	0	0	0	0	0	0				0	8
Entered Qualified Apprenticeship Program	0	0	0	0	0	0	0	0	0				0	0
Entered Post-Secondary Education	30	10	6	0	0	0	0	1	0				51	130
Entered Advanced Training	1	1	0	0	0	0	0	0	0				4	5
Attained Recognized Certificate/Diploma/Degree	78	40	10	1	2	0	2	4	1				150	
Attained High School Diploma/GED	77	40	9	0	2	0	2	4	0				143	450
Returned to Secondary School (Youth Only)	1	0	0	1	0	0	0	0	4				6	15
Exits Excluded from Performance	0	1	1	0	0	0	0	0	0				2	
Other Exits	82	40	12	4	2	3	7	4	6				176	40

Program Activities/Services Summary	Enrolled													
Core Services (Registered)	0	0	0	0	0	0	0	0	0	0	0	0	0	
Intensive Services	82	74	73	83	84	87	90	93	98				113	
Training Services	71	67	65	69	71	73	78	80	82				96	
Youth Services	449	362	338	436	470	495	548	590	631				804	
Concurrent Program Participants	334	261	250	323	339	355	381	403	430				562	
Individual Training Accounts	0	0	0	0	0	0	0	0	0				0	
Goals Set (Younger Youth Only)	12	10	31	112	47	41	85	45	96				553	



Monthly totals are produced on the 20th of the following month and are not updated on a monthly basis. Late data entry are not updated for previous months, see cumulative totals for current total.

Code	Description	Adult		Youth		Dislocated Worker		Totals		Grand Total
		New	Carry Over	New	Carry Over	New	Carry Over	New	Carry Over	
CORE B	10 FOLLOW UP SRVCS CNSLNG	16	22			7	23	23	45	68
	11 STAFF ASSIST JOB DEVELOP	3	4			9		12	4	16
	12 STAFF ASSIST JOB REFER	12	7			11	7	23	14	37
	13 STAFF ASSIST JOB SRCH	19	25			18	19	37	44	81
	14 STAFF ASSIST WRKSHP	2				1		3		3
	15 OTHER CORE SERVICES	2	1			9		11	1	12
	16 NON WIA FUNDED SERVICES									
17 CO-ENROLLED CORE SERVICES		3			20	3	20	6	26	
INTENSIVE	30 CASE MGMT FOR PARTIC	16	24	96	133	21	11	133	168	301
	31 COMPREHENSIVE ASSESSMNTS	5	1			17	2	22	3	25
	32 DEVELOP INDIV EMPL PLAN	4	1	1	1	19	3	24	5	29
	33 GROUP COUNSELING									
	34 EMPL EXPERIENCE			18	23			18	23	41
	35 INDIV CNSLNG CAREER PLAN			2				2		2
	36 OUT OF AREA JOB SEARCH									
	37 RELOCATION EXPENSES									
	38 SHORT TERM PREVOC SRVCS					1		1		1
	39 INTERNSHIPS									
	40 OTHER INTENSIVE SRVCS	5	1			11	2	16	3	19
	41 NONWIA FUND INTENS SRVCS									
42 CO-ENROLLED INTENSIVE SRVCS										
TRAINING	50 ADULT EDUCATION			24	12			24	12	36
	51 CUSTOMIZED TRAINING									
	52 ENTREPRENEURIAL TRAINING				1				1	1
	53 JOB READINESS TRAINING			18	9			18	9	27
	54 OCCUP SKILLS TRAINING	12	26	45	35	14	5	71	66	137
	55 ON THE JOB TRAINING	5				1		6		6
	56 PRIVATE SECTOR TRAINING									
	57 SKILL UPGRADNG RETRNG									
	58 WRKPLCE TRNG AND COOP ED									
	59 OTHER TRAINING SRVCS									
60 NON-WIA FUNDED TRNG SRVCS	15	10			13	8	28	18	46	
61 CO-ENROLLED TRAINING SRVCS										
YOUTH	70 SUMMER RELATED									
	71 EDUCATNL ACHVMNT SRVCS			477	256			477	256	733
	72 EMPLOYMENT SERVICES			187	154			187	154	341
	73 CITIZEN LEADERSHIP SRVCS				1				1	1
	74 OTHER YOUTH SERVICES									
	75 NONWIA FUNDED YOUTH SRVCS									
76 CO-ENROLLED YOUTH SRVCS										
MISC.	80 OTHER JTPA									
	81 SUPPORTIVE SERVICES	41	46	6	23	48	17	95	86	181
	82 NEEDS RELATED PAYMENT									
	83 BREAK IN SERVICE									
	84 NON-WIA FUNDED MISC									
	85 CO-ENROLLED MISCELLANEOUS									
	86 BRK IN SERV - HEALTH/MED			1				1		1
	TOTAL	157	171	875	648	220	100	1252	919	2,171

WIA Participant Characteristics Summary
Report Period: 7/2004 to 03/2005
Data as of: 04/22/2005

	Adult		Dislocated Workers		Older Youth		Younger Youth		All Programs	
	Enrolled	% of Tot.	Enrolled	% of Tot.	Enrolled	% of Tot.	Enrolled	% of Tot.	Enrolled	% of Total
Total Participants	217	100.0%	155	100.0%	200	100.0%	807	100.0%	1,379	100.0%
Gender										
Female	163	75.1%	79	51.0%	133	66.5%	433	53.7%	808	58.6%
Male	92	42.4%	76	49.0%	67	33.5%	374	46.3%	609	44.2%
Age										
14 - 18	3	1.4%	0	0.0%	0	0.0%	807	100.0%	810	58.7%
19 - 21	33	15.2%	3	1.9%	200	100.0%	0	0.0%	236	17.1%
22 - 29	65	30.0%	41	26.5%	0	0.0%	0	0.0%	106	7.7%
30 - 44	90	41.5%	60	38.7%	0	0.0%	0	0.0%	150	10.9%
45 - 54	17	7.8%	35	22.6%	0	0.0%	0	0.0%	52	3.8%
55 - 61	8	3.7%	14	9.0%	0	0.0%	0	0.0%	22	1.6%
62 - 64	1	0.5%	1	0.6%	0	0.0%	0	0.0%	2	0.1%
65 and Older	0	0.0%	1	0.6%	0	0.0%	0	0.0%	1	0.1%
Race/Ethnicity										
America Indian/Alaskan Native	5	2.3%	4	2.6%	2	1.0%	8	1.0%	19	1.4%
Asian	19	8.8%	8	5.2%	32	16.0%	162	20.1%	221	16.0%
Black/African American	16	7.4%	15	9.7%	18	9.0%	54	6.7%	103	7.5%
Hawaiian Native/Other Pacific Islander	3	1.4%	4	2.6%	1	0.5%	9	1.1%	17	1.2%
White	91	41.9%	59	38.1%	22	11.0%	119	14.7%	291	21.1%
Ethnicity Hispanic or Latino	89	41.0%	70	45.2%	127	63.5%	485	60.1%	771	55.9%
Veterans Status										
Total Veterans	12	5.5%	16	10.3%	1	0.5%	0	0.0%	29	2.1%
Campaign Veteran	10	4.6%	12	7.7%	0	0.0%	0	0.0%	22	1.6%
Disabled Veteran	3	1.4%	1	0.6%	0	0.0%	0	0.0%	4	0.3%
Recently Separated Veteran	4	1.8%	3	1.9%	1	0.5%	0	0.0%	8	0.6%
Spouse of Veteran	2	0.9%	3	1.9%	0	0.0%	0	0.0%	5	0.4%
Labor Force Status				0.0%						
Employed	85	39.2%	17	11.0%	26	13.0%	30	3.7%	158	11.5%
Unemployed	132	60.8%	136	87.7%	174	87.0%	776	96.2%	1,218	88.3%
Public Assistance Status										
TANF	13	6.0%	3	1.9%	17	8.5%	258	32.0%	291	21.1%
GA, RCA, or SSI	4	1.8%	4	2.6%	7	3.5%	62	7.7%	77	5.6%
Pell Grant Recipient	19	8.8%	7	4.5%	7	3.5%	3	0.4%	36	2.6%
Food Stamps	44	20.3%	17	11.0%	31	15.5%	313	38.8%	405	29.4%
Education Status										
Student, High School or Less	7	3.2%	4	2.6%	1	0.5%	680	84.3%	692	50.2%
Student, Attending Post High School	57	26.3%	12	7.7%	10	5.0%	5	0.6%	84	6.1%
Out-of-School, High School Dropout	8	3.7%	8	5.2%	40	20.0%	24	3.0%	80	5.8%
Out-of-School, High School Grad, with Employ Difficulty	46	21.2%	50	32.3%	146	73.0%	96	11.9%	338	24.5%
Out-of-School, HSG, No Employ Diff. (Counted as In-School)	99	45.6%	81	52.3%	3	1.5%	2	0.2%	185	13.4%
Unemployment Insurance Status										
UI Claimant	19	8.8%	106	68.4%	7	3.5%	2	0.2%	134	9.7%
UI Exhaustee	12	5.5%	27	17.4%	2	1.0%	0	0.0%	41	3.0%
Barriers To Employment										
Disabled	6	2.8%	3	1.9%	9	4.5%	149	18.5%	167	12.1%
Limited Eng. Proficiency	4	1.8%	5	3.2%	14	7.0%	84	10.4%	107	7.8%
Single Parent	52	24.0%	24	15.5%	29	14.5%	21	2.6%	126	9.1%
Worker Profiling/Reemployment Services Referral	2	0.9%	9	5.8%	0	0.0%	0	0.0%	11	0.8%
Low Income	116	53.5%	66	42.6%	197	98.5%	760	94.2%	1,139	82.6%
Displaced Homemaker	1	0.5%	0	0.0%	1	0.5%	0	0.0%	2	0.1%
Offender	13	6.0%	8	5.2%	17	8.5%	57	7.1%	95	6.9%
Homeless	2	0.9%	2	1.3%	11	5.5%	9	1.1%	24	1.7%
Runaway Youth	0	0.0%	0	0.0%	4	2.0%	8	1.0%	12	0.9%
Pregnant/Parenting Youth	0	0.0%	0	0.0%	44	22.0%	44	5.5%	88	6.4%
Youth Needing Additional Assistance	0	0.0%	0	0.0%	195	97.5%	796	98.6%	991	71.9%
Basic Literacy Skills Deficient	60	27.6%	80	51.6%	190	95.0%	760	94.2%	1,090	79.0%
Substance Abuse	1	0.5%	0	0.0%	4	2.0%	27	3.3%	32	2.3%
Foster Youth	0	0.0%	0	0.0%	1	0.5%	25	3.1%	26	1.9%

**MERCED COUNTY DEPARTMENT OF WORKFORCE INVESTMENT
FISCAL REPORT FOR FINANCE COMMITTEE
For Fiscal Year 2004/05
July 1, 2004 - June 30, 2005
Through 03/31/05**

Target 75.00%

AVAILABLE FUNDS			BUDGET					ACTUAL			OBLIGATIONS	AVAILABLE	
	Carryover Funds From 03/04	Appropriation FY 04/05	Planned for New Funds Based on Plan Mod 7/1/04 to 6/30/05	Budget for Available Funds	Budget Adjustments	Revised Budget	Accrued Expenditures FY to Date	Available	Percent Expended to Date	Total Obligated Funds	Available after Obligations	Percent Spent + Obligated	
ADULT			Core A \$ 648,203	\$ 891,197	\$ (29,244)	\$ 861,953	\$ 378,228	\$ 483,725	43.88%	\$ 9,865	\$ 473,860	45.02%	
04/05 Allocation		\$ 1,710,129	Core B \$ 375,384	\$ 516,105		\$ 516,105	\$ 457,239	\$ 58,865	88.59%	\$ 12,303	\$ 46,563	90.98%	
Universal Access Grant		\$ 76,247	Intensive \$ 62,341	\$ 85,711	\$ 29,244	\$ 114,955	\$ 112,574	\$ 2,381	97.93%	\$ 2,381	\$ -	100.00%	
PY Cash Balances 6/30/04			Training \$ 453,188	\$ 623,076		\$ 623,076	\$ 406,183	\$ 216,894	65.19%	\$ 115,558	\$ 101,336	83.74%	
Adult Funds	\$ 641,081		Admin \$ 171,013	\$ 235,121		\$ 235,121	\$ 89,387	\$ 145,734	38.02%	\$ 1,956	\$ 143,778	38.85%	
Incentive Funds	\$ 21,157		Other \$ 76,247	\$ 97,404		\$ 97,404	\$ 31,281	\$ 66,123	32.12%	\$ 2,515	\$ 63,608	34.70%	
	\$ 662,238	\$ 1,786,376	Total \$ 1,786,376	\$ 2,448,614	\$ -	\$ 2,448,614	\$ 1,474,892	\$ 973,722	60.23%	\$ 144,577	\$ 829,144	66.14%	
DISPLACED WORKER			Core A \$ 451,648	\$ 627,156		\$ 627,156	\$ 370,226	\$ 256,930	59.03%	\$ 11,622	\$ 245,308	60.89%	
04/05 Allocation		\$ 1,445,485	Core B \$ 428,172	\$ 594,558		\$ 594,558	\$ 406,914	\$ 187,644	68.44%	\$ 12,048	\$ 175,596	70.47%	
PY Cash Balances 6/30/04	\$ 561,709		Intensive \$ 180,836	\$ 251,108		\$ 251,108	\$ 170,331	\$ 80,777	67.83%	\$ 4,252	\$ 76,525	69.53%	
			Training \$ 240,281	\$ 333,653		\$ 333,653	\$ 222,434	\$ 111,219	66.67%	\$ 98,915	\$ 12,304	96.31%	
			Admin \$ 144,548	\$ 200,719		\$ 200,719	\$ 90,258	\$ 110,461	44.97%	\$ 2,268	\$ 108,193	46.10%	
	\$ 561,709	\$ 1,445,485	Total \$ 1,445,485	\$ 2,007,194	\$ -	\$ 2,007,194	\$ 1,260,163	\$ 747,032	62.78%	\$ 129,104	\$ 617,927	69.21%	
YOUTH			* In School \$ 1,203,220	\$ 2,341,345	\$ (195,831)	\$ 2,145,514	\$ 1,370,605	\$ 774,909	63.88%	\$ 701,914	\$ 72,995	96.60%	
04/05 Allocation		\$ 1,909,873	* Out of School \$ 515,666	\$ 1,003,434	\$ 195,831	\$ 1,199,265	\$ 886,396	\$ 312,869	73.91%	\$ 312,869	\$ -	100.00%	
PY Cash Balances 6/30/04	\$ 1,806,548		Admin \$ 190,987	\$ 371,642		\$ 371,642	\$ 81,948	\$ 289,695	22.05%	\$ 2,410	\$ 287,285	22.70%	
High-C Eligible Youth Grant (648)	\$ 70,000		Other \$ -	\$ 70,000		\$ 70,000	\$ 45,717	\$ 24,283	65.31%	\$ 24,283	\$ -	100.00%	
	\$ 1,876,548	\$ 1,909,873	Total \$ 1,909,873	\$ 3,786,421	\$ -	\$ 3,786,421	\$ 2,384,666	\$ 1,401,755	62.98%	\$ 1,041,476	\$ 360,280	90.48%	
All Programs	\$ 3,100,495	\$ 5,141,734	\$ 5,141,734	\$ 8,242,229	\$ -	\$ 8,242,229	\$ 5,119,721	\$ 3,122,508	62.12%	\$ 1,315,158	\$ 1,807,351	78.07%	
* RAPID RESPONSE			Rapid Response \$ 187,793	\$ 376,763		\$ 376,763	\$ 243,492	\$ 133,271	64.63%	\$ 11,084	\$ 122,187	67.57%	
04/05 Allocation		\$ 187,793	Special Project \$ 25,000	\$ 25,000		\$ 25,000	\$ 715	\$ 24,285	2.86%	\$ -	\$ 24,285	2.86%	
PY Cash Balances 6/30/04	\$ 188,970		Total \$ 187,793	\$ 376,763	\$ 25,000	\$ 401,763	\$ 244,207	\$ 157,556	60.78%	\$ 11,084	\$ 146,472	63.54%	

* RAPID RESPONSE: Funding term end date changed to 6/30/2005 for all but special project.

BUDGET: Includes all funds available for fiscal year based on Plan submitted to EDD
Rapid Response Installment C adds \$95,892 to FY04/05 Appropriation.
Rapid Response Special Project Budget Change resizes FY 04/05 Budget to \$25,000.
High-C Eligible Youth Grant (15% Discretionary Funds) adds \$70,000 to FY03/04 Appropriation.

OBLIGATIONS: Includes funds obligated in contracts and ITA's
Does NOT include funds committed for operations.

AVAILABLE: Balance after expenditures and obligations

Youth Expenditures %'s to date

In-School Youth 60.73%
Out-of-School Youth 39.27%