

HEALTH CARE CLUSTER IN MERCED COUNTY 2001 - 2004

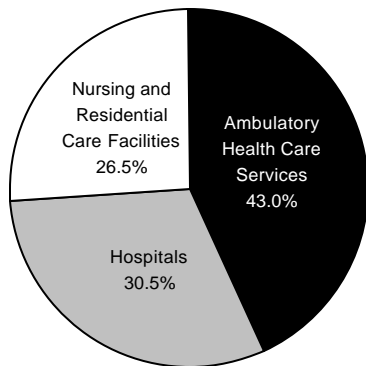
This report provides information on employment, growth, wages, and occupations in the Health Care sector, each of its sub-sectors, and industrial groups.

Trends in Employment and Wages

The Health Care sector is Merced County's fifth largest industrial sector with 5,300 people employed in this industry, representing 8.1 percent share of total employment in 2004. Growth in employment in this sector, over the period 2001 through 2004, averaged 2.4 percent per year or 7.2 percent over the entire period. Average weekly wages grew from \$578 in 2001 to \$676 in 2004 for an increase of 17 percent.

For Merced County, the Health Care sector is divided into three sub-sectors, Ambulatory Health Care Services, Nursing and Residential Care Facilities, and Hospitals. Each of the sub-

**Sub-Sectors in Health Care
Merced County - 2004**

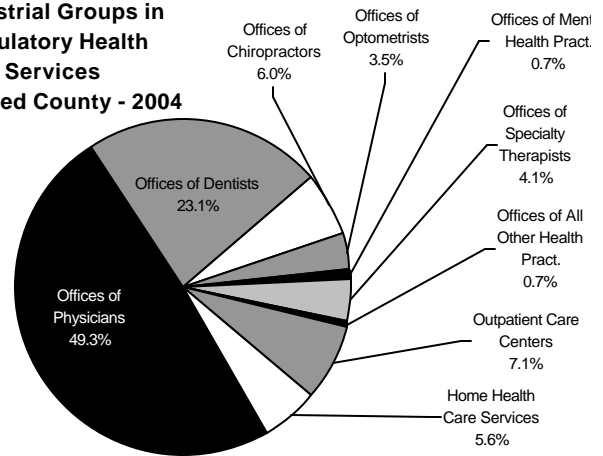


sectors is again divided into industrial groups.

Ambulatory Health Care Services consist of all Doctor Offices, Outpatient Care Centers, and Home Health Care Services. Ambulatory Health Care Services is the largest sub-sector in Health Care with a sector share of 43 percent, representing 2,024 jobs. Growth in employment

in this sub-sector averaged 5.2 percent per year (2001/2004). Growth over the entire period accounted for a 16.5 percent increase in employment more than double the growth for the sector. Average weekly wages saw small gains from the \$729 received in 2001 to \$732 in

**Industrial Groups in
Ambulatory Health
Care Services
Merced County - 2004**



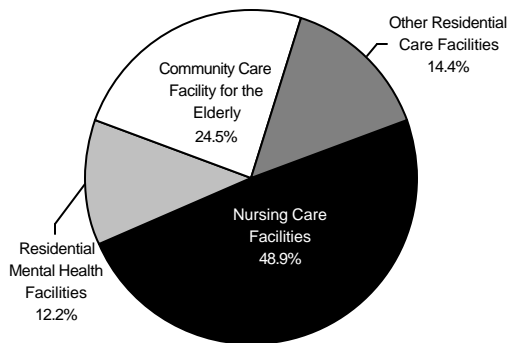
2004, representing an increase of .4 percent over the four-year period. **Offices of Physicians** is the largest industrial group in this sub-sector with 900 jobs (49.3 percent). Growth in employment averaged 4.2 percent per year or 13.1 percent over the entire period 2001 to 2004. Average weekly wage fell to \$836 in 2004 from \$922 in 2001 for a decrease in wages of 9.3 percent. **Offices of Dentists**, with employment of 421, is the next largest industrial group in this sub-sector. Employment growth over the 2001 to 2004 period was 12.6 percent with an annual average of 4.1 percent per year. Average weekly wages saw an increase of 16 percent over 2001 wage of \$683 to \$792 in 2004. **The remaining seven industrial groups** in this sub-sector employed 780 persons or 27.7 percent of employment in this sub-sector. Employment growth for these industries increase by 14.2 percent over the 2001 to 2004 period, with an annual average increase of 4.7 percent per year. Average weekly wages for

these industrial groups increased by 12.1 percent over the 2001 to 2004 period with an annual average of 3.9 percent.

The **Hospitals** sub-sector includes three industrial groups, General Medical and Surgical Hospitals, Psychiatric and Substance Abuse Hospitals, and Other Hospitals. Due to confidentiality, the three industrial groups data have been suppressed. This sub-sector is the second largest in this sector with a sector share of 30.5 percent, representing 1,436 jobs. Growth in employment averages -5.5 percent per year or -4.1 percent over the entire period (2001-2004). Growth in average weekly wages for this sub-sector grew at three times the rate for this sector and four times the rate of total employment in the four-year period. Yearly growth of weekly wages averaged 13.7 percent and growth over the entire period saw weekly wage grow by 49.9 percent.

Nursing and Residential Care Facilities is the smallest sub-sector in this sector with 1,246 jobs, representing a 26.5 percent of this sub-sectors employment in 2004. Growth in this sub-sector averaged 3.3 percent per year (2001/2004). Growth over the entire period accounted for a 9.8 percent increase in employment. Average weekly wages increased

**Industrial Groups in Nursing and Residential Care Facilities
Merced County - 2004**



12.5 percent over the four-year period from \$352 in 2001 to \$396 in 2004. Industrial groups in this sub-sector include, Nursing Care Facilities, Community Care Facilities for the

Elderly, Residential Mental Health Facilities, and Other Residential Care Facilities. **Nursing Care Facilities**, the largest industrial group in this sub-sector, holds 49 percent of employment in this sub-sector or 609 jobs in 2004. Growth in employment averaged -2.8 percent per year and -6.3 percent over the entire period (2002/2004). Average weekly wages grew from \$413 in 2002 to \$444 in 2004 for an increase of 7.5 percent. **Community Care Facilities for the Elderly** captured 24.5 percent of employment in this sub-sector in 2004. Growth in employment over the 2001 to 2004 period was 7.8 percent or an average of 3.4 percent per year. Average weekly wages in this industrial group increased 4.3 percent over this period with wages increasing from \$302 in 2001 to \$315 in 2004. **Residential Mental Health Facilities** represents 2.9 percent sector share of employment in 2004. Employment in this industrial group was 402 jobs in 2001 and dropped 62.6 percent to 152 jobs in 2004. This drop in employment was the largest decrease in employment of any industrial group in the Health Care sector. Average weekly wages in 2001 was \$347 and increased 11.5 percent by 2004 for a weekly total of \$387 in wages. **Other Residential Care Facilities**, with 3.4 percent sector share of employment, grew 11.8 percent over the 2001 to 2004 period, or an average of 5.7 percent annually. Average weekly wages declined 0.9 percent over the 2002 to 2004 period to \$378 per week.

Projections of industrial employment were published by the Employment Development Department (EDD), Labor Market Information Division (LMID) for the period 2001 to 2008. LMID predicts the Health Care industry will grow by 24.4 percent, creating 1,000 new jobs for an employment level of 5,100 jobs in 2008. Employment in this sector in 2004, according to the Bureau of Labor Statistics, was 5,298.

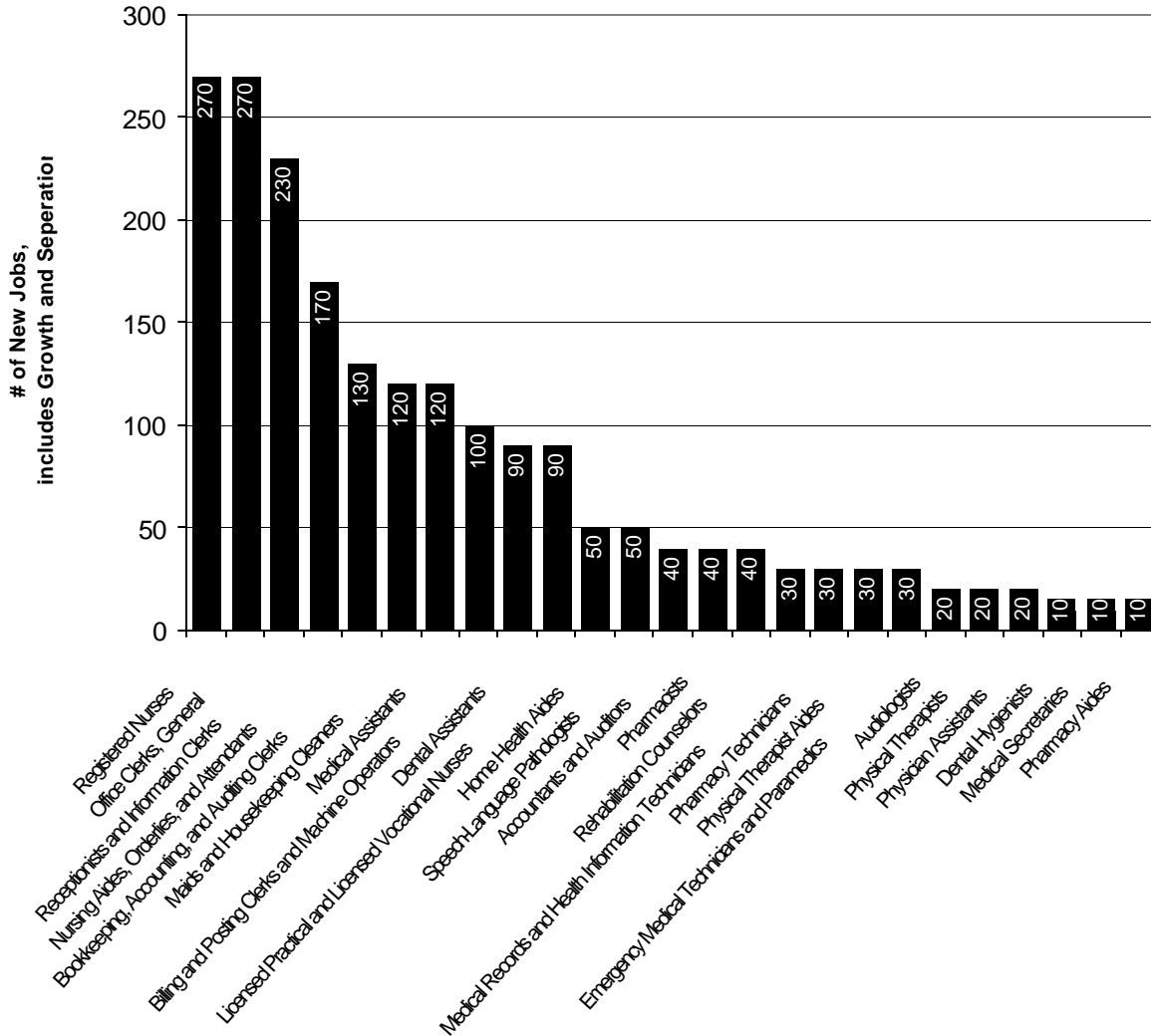
FASTEST GROWING OCCUPATIONS IN HEALTH CARE CLUSTER IN MERCED COUNTY 2001 - 2008

The chart below shows occupational projections for Merced County from 2001 to 2008 for all industries. Occupations included are typical occupations included in Health Care. Some occupations are only in the Health Care industries, while others may be employed in any industry in Merced County. An example would be Accountants and Auditors; this occupation could be employed in any industry. On the other hand, Dental Hygienists would be

employed exclusively in the Health Care industry.

The majority of occupations on this list require 2 years or less of training. Speech/Language Pathologists, Accountant/Auditors, Pharmacists, Rehabilitation Counselors, Audiologists, Physical Therapists, and Physician Assistants require at least 4 years or more of Training.

**Fastest Growing Occupations in Health Care,
Merced County 2001-2008**



FASTEST GROWING OCCUPATIONS IN HEALTH CARE CLUSTER IN MERCED COUNTY 2001 - 2008

The chart below show the entry level and median wage for the fastest growing occupations in Merced County

Entry Level and Median Wage for Fastest Growing Occupatons in Merced County, 2001-2008

